



Rhode Island Department of Labor and Training

Weekly Update of Claims Activity

Week Ending: December 31, 2016

Unemployment Insurance

Initial Claims – 3,671 initial claims were processed during the week ending 12/31/16, an increase of 1,291 from the previous week, and an increase of 1,536 from a year ago. The number of initial claims filed to date is down 3.0 percent from last year and down 14.6 percent from two years ago.

Continued Claims – 9,451 continued claims were processed during the week of 12/31/16, an increase of 933 from the previous week and a decrease of 1,486 from a year ago. The number of continued claims filed to date is down 8.0 percent from last year and down 20.2 percent from two years ago.

Workshare – gives employers an alternative to layoffs by allowing employees to work reduced hours and collect a percentage of regular UI benefits to compensate for lost pay. This week, 14 initial claims and 40 continued claims were processed. An estimated 3 layoffs were prevented this week, as a result of Workshare.

Exhaustions – 150 individuals exhausted their regular payments this week, an increase of 9 from the previous week and a decrease of 17 from a year ago.

Temporary Disability Insurance

Temporary Disability Insurance – 689 initial claims and 6,575 continued claims were processed for Temporary Disability Insurance. The average weekly TDI payment is \$494 per week. Rhode Island is currently paying an average of 10.4 weeks per new claim. To date there have been 48,281 TDI initial claims filed.

Temporary Caregiver Insurance – Of the 689 TDI initial claims, 169 (24.5%) were TCI Claims. This week 366 TCI payments were issued totaling \$195,771. The average weekly TCI payment was \$535. Of the 48,281 TDI claims filed in 2016, 9,937 or 20.6% were TCI claims.

	Initial Claims			Continued Claims	TOTAL - Initial and Continued Claims			
	Total	New	Additional		Current Week	Previous Week	Year Ago	Two Years Ago
Total - All programs*	3,711	1,723	1,988	9,910	13,621	11,582	13,773	15,677
UI Claims	3,671	1,708	1,963	9,451	13,122	10,898	13,072	14,964
Change from:								
Previous Week	1,291	514	777	933	2,224			
Year Ago	1,536	719	817	-1,486	50			
Two Years Ago	1,728	710	1,018	-3,570	-1,842			
Interstate-Liable	26	15	11	419	445	443	525	579
Workshare	14	0	14	40	54	241	176	134
Workshare Equivalency	3	0	3	18	21	47	44	37
UI Exhaustions	-	.	-	150	150	141	167	236
TDI Claims (Includes TCI)	689	527	162	6,575	7,264	8,386	5,957	7,230
Change from:								
Previous Week	-112	-78	-34	-1,010	-1,122			
Year Ago	391	304	87	916	1,307			

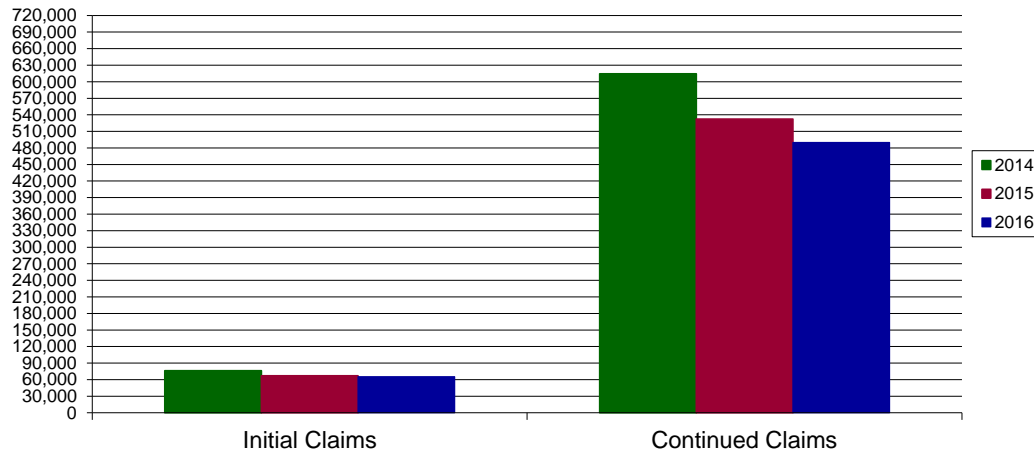
* Includes UI, Workshare & Interstate Liable.

Equal Opportunity Employer / Program / Auxiliary aids and services available upon request to individuals with disabilities / TTY via RI Relay 711.

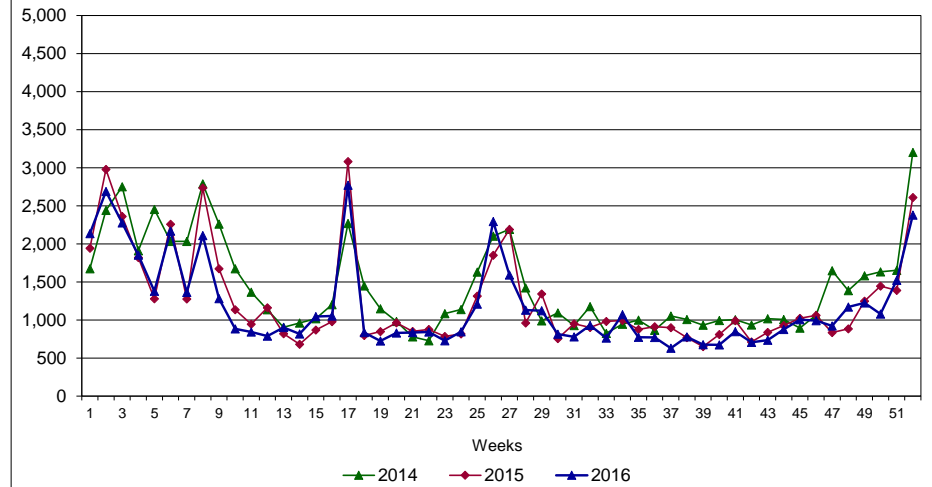
Rhode Island Department of Labor and Training

December 31, 2016

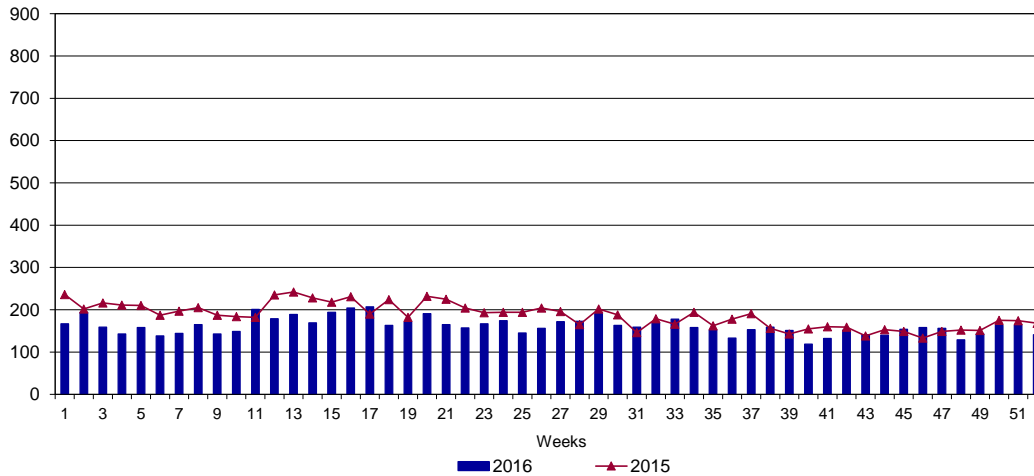
UI Claims Comparison Year to Date



UI Initial Claims 2014 - 2016



UI Exhaustions 2015 - 2016



TDI Claims Comparison Year to Date

