



Rhode Island Department of Labor and Training

Weekly Update of Claims Activity

Week Ending: January 7, 2017

Unemployment Insurance

Initial Claims – 1,950 initial claims were processed during the week ending 1/7/17, a decrease of 1,721 from the previous week, and a decrease of 739 from a year ago.

Continued Claims – 12,929 continued claims were processed during the week of 1/7/17, an increase of 3,478 from the previous week and an increase of 479 from a year ago.

Workshare – gives employers an alternative to layoffs by allowing employees to work reduced hours and collect a percentage of regular UI benefits to compensate for lost pay. This week, 5 initial claims and 76 continued claims were processed. An estimated 2 layoffs were prevented this week, as a result of Workshare.

Exhaustions – 174 individuals exhausted their regular payments this week, an increase of 24 from the previous week and a decrease of 20 from a year ago.

Temporary Disability Insurance

Temporary Disability Insurance – 807 initial claims and 6,239 continued claims were processed for Temporary Disability Insurance. The average weekly TDI payment is \$506 per week. Rhode Island is currently paying an average of 10.5 weeks per new claim. During the year 2016, there were 48,281 TDI initial claims filed.

Temporary Caregiver Insurance – Of the 807 TDI initial claims, 200 (24.8%) were TCI Claims. This week 371 TCI payments were issued totaling \$205,883. The average weekly TCI payment was \$555. Of the 48,281 TDI claims filed in 2016, 9,937 or 20.6% were TCI claims.

	<u>Initial Claims</u>			<u>Continued Claims</u>	<u>TOTAL - Initial and Continued Claims</u>			
	<u>Total</u>	<u>New</u>	<u>Additional</u>		<u>Current Week</u>	<u>Previous Week</u>	<u>Year Ago</u>	<u>Two Years Ago</u>
Total - All programs*	1,992	1,194	798	13,450	15,442	13,621	15,814	19,371
UI Claims	1,950	1,172	778	12,929	14,879	13,122	15,139	18,577
Change from:								
Previous Week	-1,721	-536	-1,185	3,478	1,757			
Year Ago	-739	-430	-309	479	-260			
Two Years Ago	-1,029	-688	-341	-2,669	-3,698			
Interstate-Liable	37	22	15	445	482	445	530	610
Workshare	5	0	5	76	81	54	145	184
Workshare Equivalency	2	0	2	22	24	21	43	43
UI Exhaustions	-	.	-	174	174	150	194	202
TDI Claims (Includes TCI)	807	599	208	6,239	7,046	7,264	8,393	7,852
Change from:								
Previous Week	118	72	46	-336	-218			
Year Ago	-748	-583	-165	-599	-1,347			

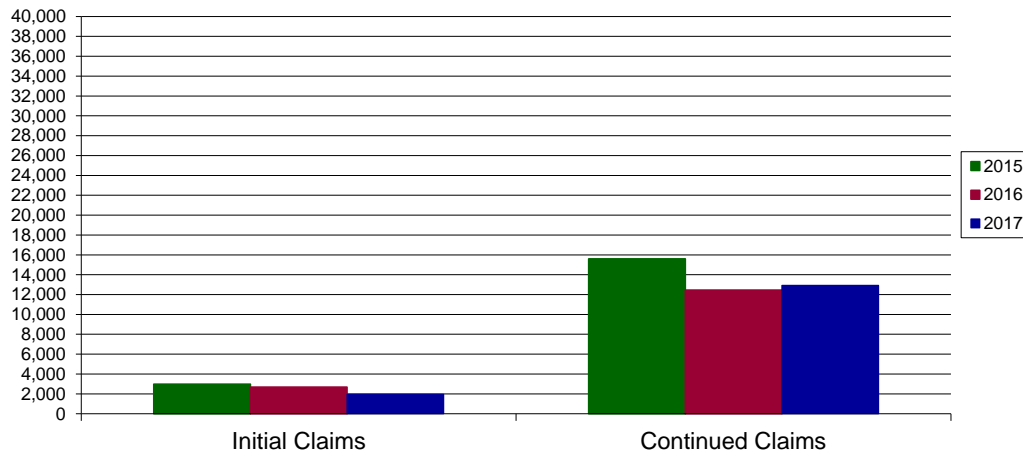
* Includes UI, Workshare & Interstate Liable.

Equal Opportunity Employer / Program / Auxiliary aids and services available upon request to individuals with disabilities / TTY via RI Relay 711.

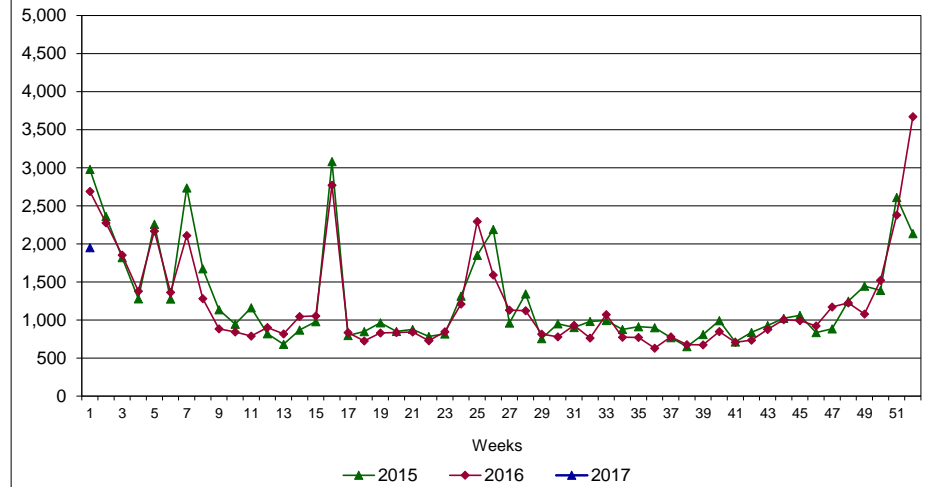
Rhode Island Department of Labor and Training

January 7, 2017

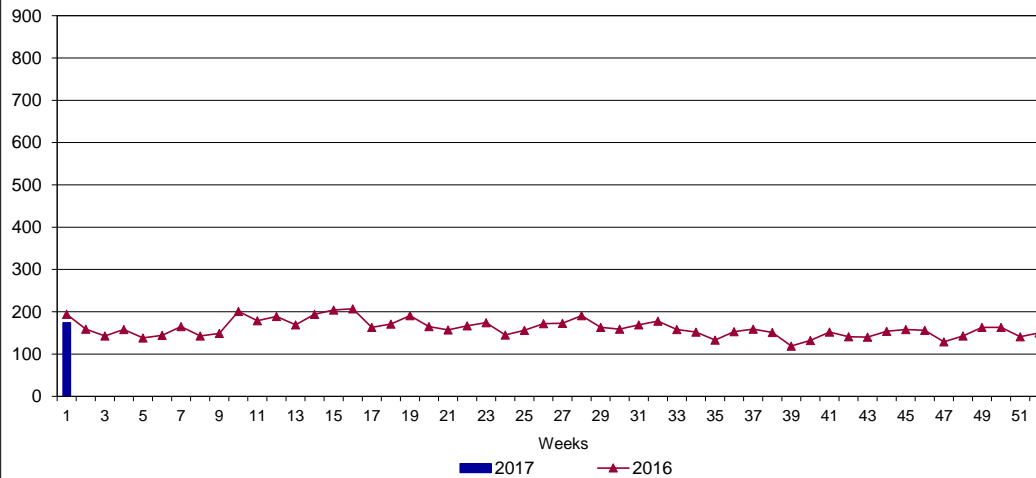
UI Claims Comparison Year to Date



UI Initial Claims 2015 - 2017



UI Exhaustions 2016 - 2017



TDI Claims Comparison Year to Date

