



Rhode Island Department of Labor and Training

Weekly Update of Claims Activity

Week Ending: January 14, 2017

Unemployment Insurance

Initial Claims – 2,152 initial claims were processed during the week ending 1/14/17, an increase of 202 from the previous week, and a decrease of 124 from a year ago.

Continued Claims – 11,669 continued claims were processed during the week of 1/14/17, a decrease of 1,260 from the previous week and a decrease of 6 from a year ago.

Workshare – gives employers an alternative to layoffs by allowing employees to work reduced hours and collect a percentage of regular UI benefits to compensate for lost pay. This week, 2 initial claims and 38 continued claims were processed.

Exhaustions – 189 individuals exhausted their regular payments this week, an increase of 15 from the previous week and an increase of 30 from a year ago.

Temporary Disability Insurance

Temporary Disability Insurance – 1,001 initial claims and 7,109 continued claims were processed for Temporary Disability Insurance. The average weekly TDI payment is \$493 per week. Rhode Island is currently paying an average of 10.5 weeks per new claim. To date there have been 1,808 TDI initial claims filed.

Temporary Caregiver Insurance – Of the 1,001 TDI initial claims, 187 (18.7%) were TCI Claims. This week 439 TCI payments were issued totaling \$248,065. The average weekly TCI payment was \$565. Of the 1,808 TDI claims filed in 2017, 387 or 21.4% were TCI claims.

	<u>Initial Claims</u>			<u>Continued Claims</u>	<u>TOTAL - Initial and Continued Claims</u>			
	<u>Total</u>	<u>New</u>	<u>Additional</u>		<u>Current Week</u>	<u>Previous Week</u>	<u>Year Ago</u>	<u>Two Years Ago</u>
Total - All programs*	2,187	1,563	624	12,162	14,349	15,442	14,760	17,255
UI Claims	2,152	1,549	603	11,669	13,821	14,879	13,951	16,385
Change from:								
Previous Week	202	377	-175	-1,260	-1,058			
Year Ago	-124	12	-136	-6	-130			
Two Years Ago	-210	-168	-42	-2,354	-2,564			
Interstate-Liable	33	14	19	455	488	482	574	626
Workshare	2	0	2	38	40	81	235	244
Workshare Equivalency	0	0	0	17	17	24	57	58
UI Exhaustions	-	.	-	189	189	174	159	216
TDI Claims (Includes TCI)	1,001	778	223	7,109	8,110	7,046	7,633	7,594
Change from:								
Previous Week	194	179	15	870	1,064			
Year Ago	108	81	27	369	477			

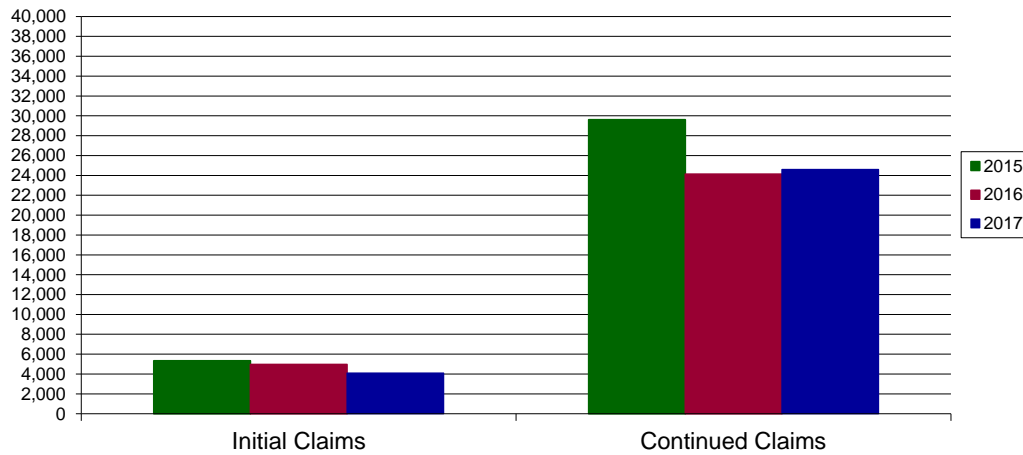
* Includes UI, Workshare & Interstate Liable.

Equal Opportunity Employer / Program / Auxiliary aids and services available upon request to individuals with disabilities / TTY via RI Relay 711.

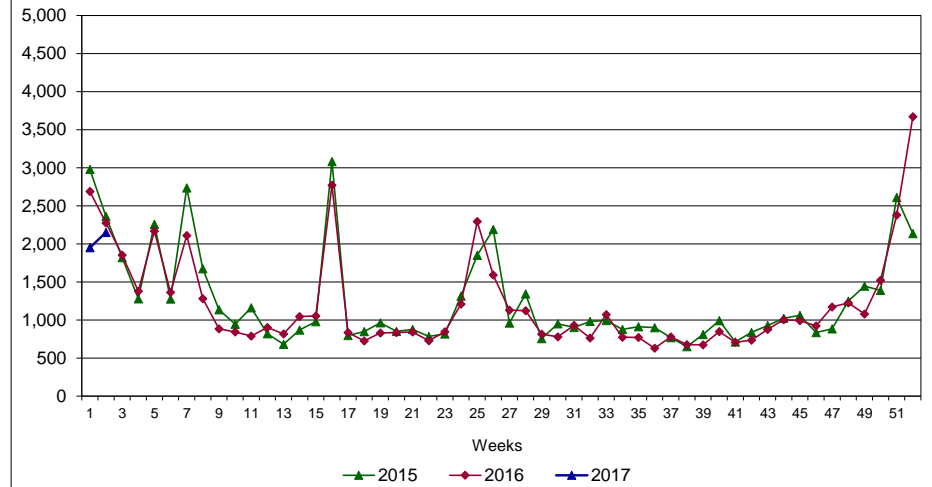
Rhode Island Department of Labor and Training

January 14, 2017

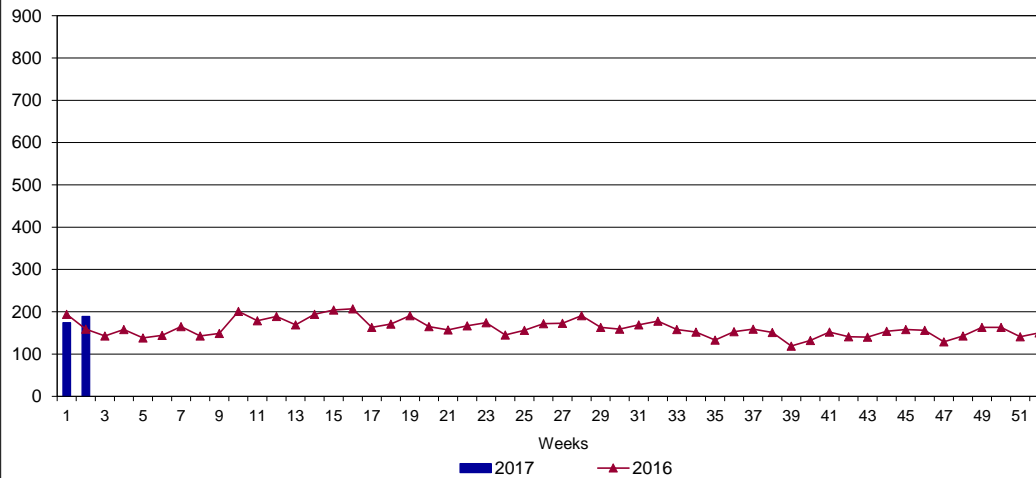
UI Claims Comparison Year to Date



UI Initial Claims 2015 - 2017



UI Exhaustions 2016 - 2017



TDI Claims Comparison Year to Date

