



Rhode Island Department of Labor and Training

Weekly Update of Claims Activity

Week Ending: January 21, 2017

Unemployment Insurance

Initial Claims – 1,369 initial claims were processed during the week ending 1/21/17, a decrease of 783 from the previous week, and a decrease of 484 from a year ago.

Continued Claims – 12,075 continued claims were processed during the week of 1/21/17, an increase of 406 from the previous week and an increase of 339 from a year ago.

Workshare – gives employers an alternative to layoffs by allowing employees to work reduced hours and collect a percentage of regular UI benefits to compensate for lost pay. This week, 4 initial claims and 84 continued claims were processed.

Exhaustions – 132 individuals exhausted their regular payments this week, a decrease of 57 from the previous week and a decrease of 11 from a year ago.

Temporary Disability Insurance

Temporary Disability Insurance – 875 initial claims and 6,187 continued claims were processed for Temporary Disability Insurance. The average weekly TDI payment is \$494 per week. Rhode Island is currently paying an average of 10.5 weeks per new claim. To date there have been 2,683 TDI initial claims filed.

Temporary Caregiver Insurance – Of the 875 TDI initial claims, 198 (22.6%) were TCI Claims. This week 363 TCI payments were issued totaling \$186,181. The average weekly TCI payment was \$513. Of the 2,683 TDI claims filed in 2017, 585 or 21.8% were TCI claims.

	<u>Initial Claims</u>			<u>Continued Claims</u>	<u>TOTAL - Initial and Continued Claims</u>			
	<u>Total</u>	<u>New</u>	<u>Additional</u>		<u>Current Week</u>	<u>Previous Week</u>	<u>Year Ago</u>	<u>Two Years Ago</u>
Total - All programs*	1,411	1,022	389	12,605	14,016	14,349	14,377	16,347
UI Claims	1,369	990	379	12,075	13,444	13,821	13,589	15,579
Change from:								
Previous Week	-783	-559	-224	406	-377			
Year Ago	-484	-384	-100	339	-145			
Two Years Ago	-451	-354	-97	-1,684	-2,135			
Interstate-Liable	38	28	10	446	484	488	553	585
Workshare	4	4	0	84	88	40	235	183
Workshare Equivalency	1	1	0	22	23	17	61	41
UI Exhaustions	-	.	-	132	132	189	143	211
TDI Claims (Includes TCI)	875	664	211	6,187	7,062	8,110	6,632	7,703
Change from:								
Previous Week	-126	-114	-12	-922	-1,048			
Year Ago	172	129	43	258	430			

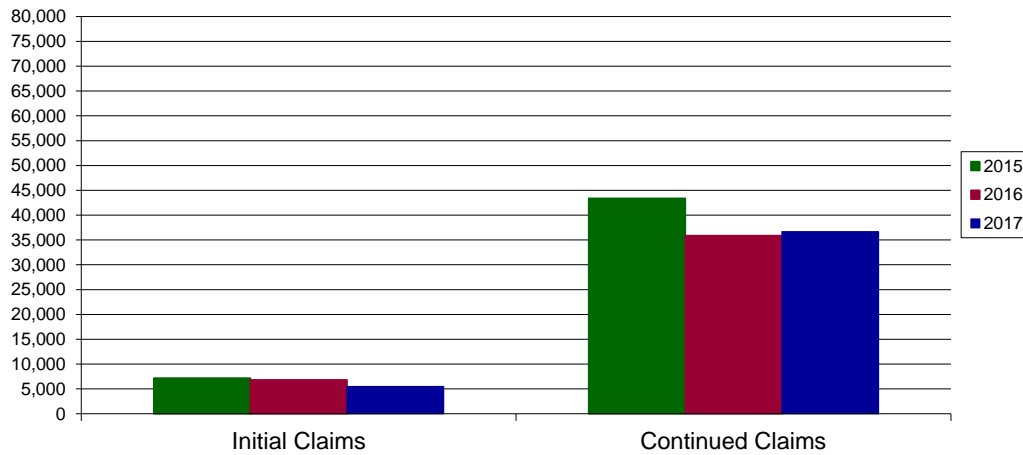
* Includes UI, Workshare & Interstate Liable.

Equal Opportunity Employer / Program / Auxiliary aids and services available upon request to individuals with disabilities / TTY via RI Relay 711.

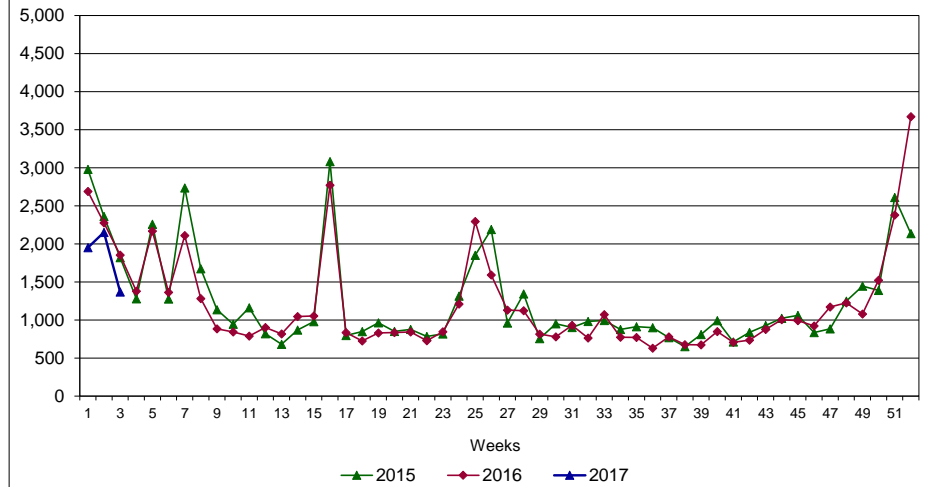
Rhode Island Department of Labor and Training

January 21, 2017

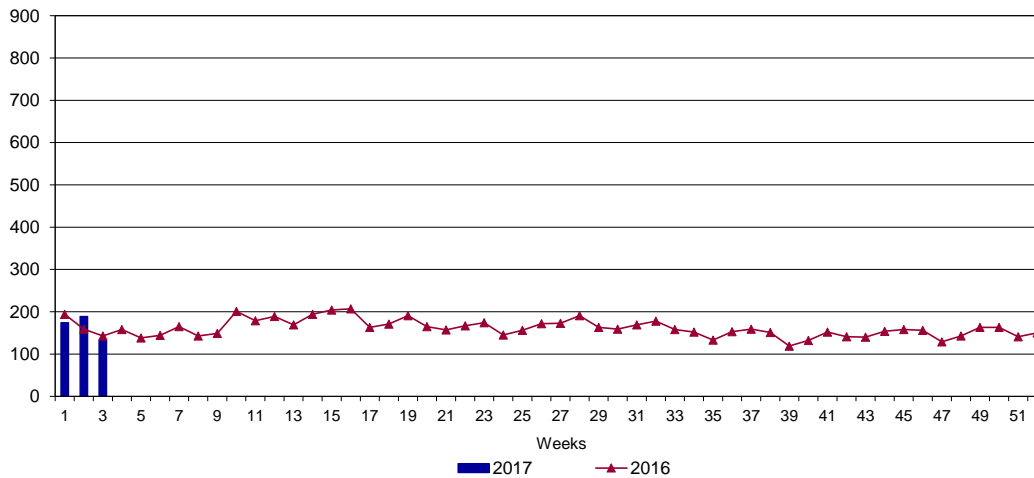
UI Claims Comparison Year to Date



UI Initial Claims 2015 - 2017



UI Exhaustions 2016 - 2017



TDI Claims Comparison Year to Date

