



Rhode Island Department of Labor and Training

Weekly Update of Claims Activity

Week Ending: January 28, 2017

Unemployment Insurance

Initial Claims – 1,372 initial claims were processed during the week ending 1/28/17, an increase of 3 from the previous week, and a decrease of 8 from a year ago.

Continued Claims – 12,670 continued claims were processed during the week of 1/28/17, an increase of 595 from the previous week and an increase of 339 from a year ago.

Workshare – gives employers an alternative to layoffs by allowing employees to work reduced hours and collect a percentage of regular UI benefits to compensate for lost pay. This week, 103 initial claims and 302 continued claims were processed. An estimated 36 layoffs were prevented this week, as a result of Workshare.

Exhaustions – 135 individuals exhausted their regular payments this week, an increase of 3 from the previous week and a decrease of 23 from a year ago.

Temporary Disability Insurance

Temporary Disability Insurance – 887 initial claims and 6,992 continued claims were processed for Temporary Disability Insurance. The average weekly TDI payment is \$489 per week. Rhode Island is currently paying an average of 10.5 weeks per new claim. To date there have been 3,570 TDI initial claims filed.

Temporary Caregiver Insurance – Of the 887 TDI initial claims, 196 (22.1%) were TCI Claims. This week 433 TCI payments were issued totaling \$222,530. The average weekly TCI payment was \$514. Of the 3,570 TDI claims filed in 2017, 781 or 21.9% were TCI claims.

	<u>Initial Claims</u>			<u>Continued Claims</u>	<u>TOTAL - Initial and Continued Claims</u>			
	<u>Total</u>	<u>New</u>	<u>Additional</u>		<u>Current Week</u>	<u>Previous Week</u>	<u>Year Ago</u>	<u>Two Years Ago</u>
Total - All programs*	1,503	1,091	412	13,433	14,936	14,016	14,499	15,490
UI Claims	1,372	973	399	12,670	14,042	13,444	13,711	14,706
Change from:								
Previous Week	3	-17	20	595	598			
Year Ago	-8	88	-96	339	331			
Two Years Ago	92	173	-81	-756	-664			
Interstate-Liable	28	17	11	461	489	484	566	556
Workshare	103	101	2	302	405	88	222	228
Workshare Equivalency	36	35	1	112	148	23	63	53
UI Exhaustions	-	.	-	135	135	132	158	210
TDI Claims (Includes TCI)	887	681	206	6,992	7,879	7,062	9,030	7,189
Change from:								
Previous Week	12	17	-5	805	817			
Year Ago	60	38	22	-1,211	-1,151			

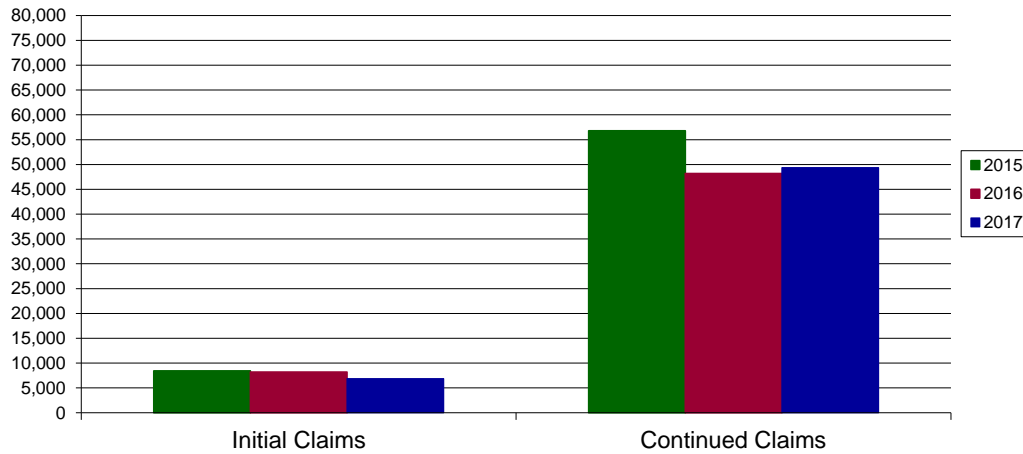
* Includes UI, Workshare & Interstate Liable.

Equal Opportunity Employer / Program / Auxiliary aids and services available upon request to individuals with disabilities / TTY via RI Relay 711.

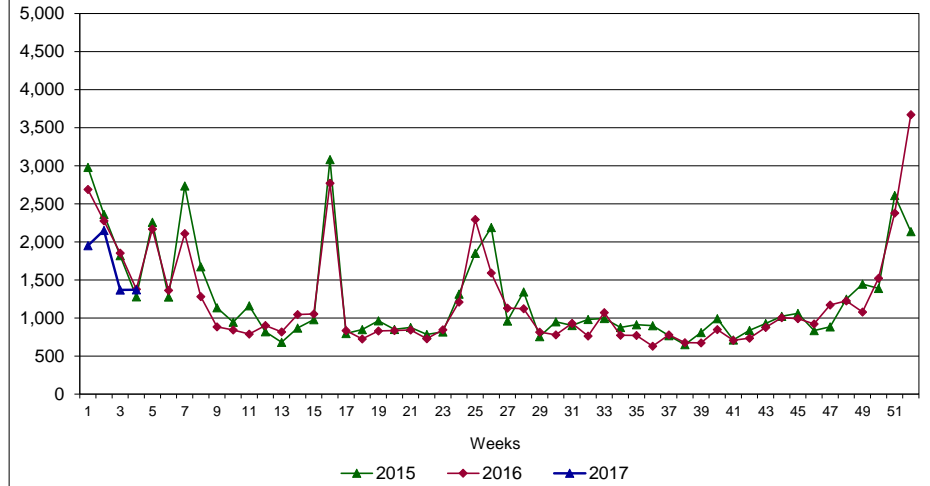
Rhode Island Department of Labor and Training

January 28, 2017

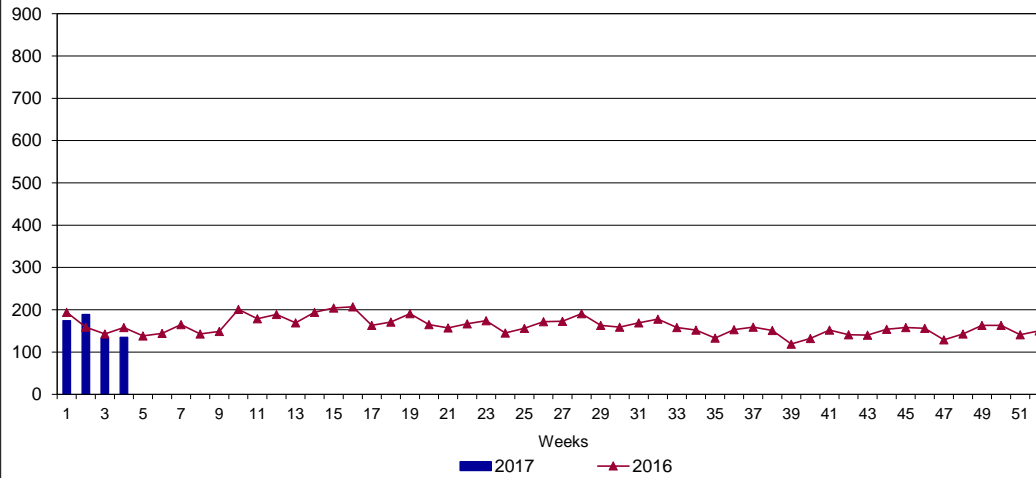
UI Claims Comparison Year to Date



UI Initial Claims 2015 - 2017



UI Exhaustions 2016 - 2017



TDI Claims Comparison Year to Date

