



Rhode Island Department of Labor and Training

Weekly Update of Claims Activity

Week Ending: February 4, 2017

Unemployment Insurance

Initial Claims – 1,094 initial claims were processed during the week ending 2/4/17, a decrease of 278 from the previous week, and a decrease of 1,074 from a year ago.

Continued Claims – 12,538 continued claims were processed during the week of 2/4/17, a decrease of 132 from the previous week and a decrease of 233 from a year ago.

Workshare – gives employers an alternative to layoffs by allowing employees to work reduced hours and collect a percentage of regular UI benefits to compensate for lost pay. This week, 10 initial claims and 100 continued claims were processed. An estimated 3 layoffs were prevented this week, as a result of Workshare.

Exhaustions – 148 individuals exhausted their regular payments this week, an increase of 13 from the previous week and a decrease of 10 from a year ago.

Temporary Disability Insurance

Temporary Disability Insurance – 991 initial claims and 7,081 continued claims were processed for Temporary Disability Insurance. The average weekly TDI payment is \$491 per week. Rhode Island is currently paying an average of 10.5 weeks per new claim. To date there have been 4,561 TDI initial claims filed.

Temporary Caregiver Insurance – Of the 991 TDI initial claims, 212 (21.4%) were TCI Claims. This week 370 TCI payments were issued totaling \$191,801. The average weekly TCI payment was \$518. Of the 4,561 TDI claims filed in 2017, 993 or 21.8% were TCI claims.

	<u>Initial Claims</u>			<u>Continued Claims</u>	<u>TOTAL - Initial and Continued Claims</u>			
	<u>Total</u>	<u>New</u>	<u>Additional</u>		<u>Current Week</u>	<u>Previous Week</u>	<u>Year Ago</u>	<u>Two Years Ago</u>
Total - All programs*	1,142	809	333	13,084	14,226	14,936	15,811	17,421
UI Claims	1,094	780	314	12,538	13,632	14,042	14,939	16,490
Change from:								
Previous Week	-278	-193	-85	-132	-410			
Year Ago	-1,074	-768	-306	-233	-1,307			
Two Years Ago	-1,165	-776	-389	-1,693	-2,858			
Interstate-Liable	38	23	15	446	484	489	621	608
Workshare	10	6	4	100	110	405	251	323
Workshare Equivalency	3	1	2	24	27	148	85	73
UI Exhaustions	-	.	-	148	148	135	138	187
TDI Claims (Includes TCI)	991	769	222	7,081	8,072	7,879	9,186	8,021
Change from:								
Previous Week	104	88	16	89	193			
Year Ago	-195	-139	-56	-919	-1,114			

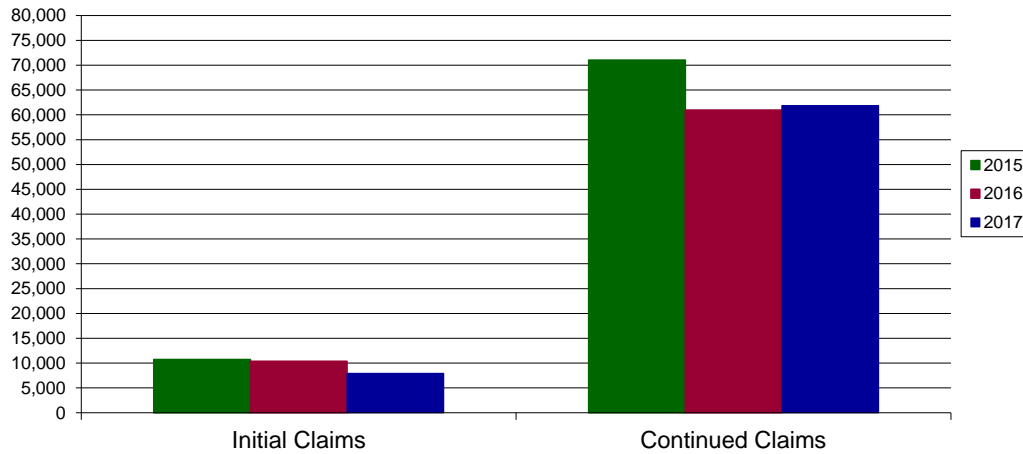
* Includes UI, Workshare & Interstate Liable.

Equal Opportunity Employer / Program / Auxiliary aids and services available upon request to individuals with disabilities / TTY via RI Relay 711.

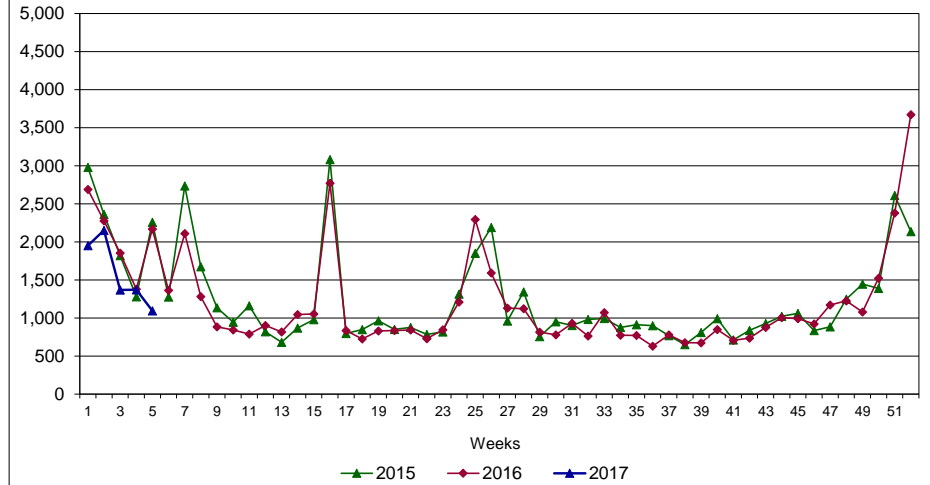
Rhode Island Department of Labor and Training

February 4, 2017

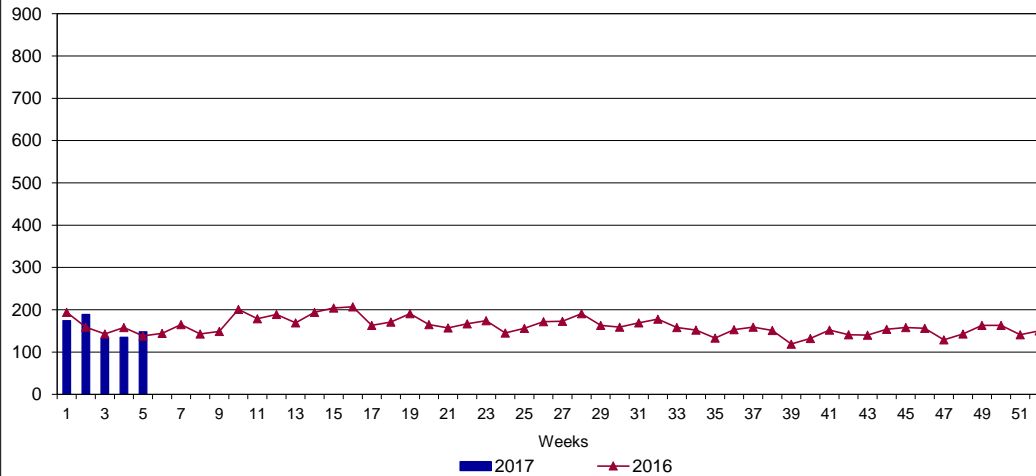
UI Claims Comparison Year to Date



UI Initial Claims 2015 - 2017



UI Exhaustions 2016 - 2017



TDI Claims Comparison Year to Date

