



## *Rhode Island Department of Labor and Training*

# *Weekly Update of Claims Activity*

*Week Ending: February 11, 2017*

### *Unemployment Insurance*

**Initial Claims** – 930 initial claims were processed during the week ending 2/11/17, a decrease of 164 from the previous week, and a decrease of 433 from a year ago.

**Continued Claims** – 12,607 continued claims were processed during the week of 2/11/17, an increase of 69 from the previous week and a decrease of 593 from a year ago.

**Workshare** – gives employers an alternative to layoffs by allowing employees to work reduced hours and collect a percentage of regular UI benefits to compensate for lost pay. This week, 6 initial claims and 120 continued claims were processed. An estimated 1 layoff was prevented this week, as a result of Workshare.

**Exhaustions** – 138 individuals exhausted their regular payments this week, a decrease of 10 from the previous week and a decrease of 6 from a year ago.

### *Temporary Disability Insurance*

**Temporary Disability Insurance** – 597 initial claims and 6,519 continued claims were processed for Temporary Disability Insurance. The average weekly TDI payment is \$490 per week. Rhode Island is currently paying an average of 10.5 weeks per new claim. To date there have been 5,158 TDI initial claims filed.

**Temporary Caregiver Insurance** – Of the 597 TDI initial claims, 192 (32.2%) were TCI Claims. This week 430 TCI payments were issued totaling \$231,594. The average weekly TCI payment was \$539. Of the 5,158 TDI claims filed in 2017, 1,185 or 23.0% were TCI claims.

	<u>Initial Claims</u>			<u>Continued Claims</u>	<u>TOTAL - Initial and Continued Claims</u>			
	<u>Total</u>	<u>New</u>	<u>Additional</u>		<u>Current Week</u>	<u>Previous Week</u>	<u>Year Ago</u>	<u>Two Years Ago</u>
<b>Total - All programs*</b>	957	673	284	13,207	14,164	14,226	15,425	16,829
<b>UI Claims</b>	930	656	274	12,607	13,537	13,632	14,563	16,023
Change from:								
Previous Week	-164	-124	-40	69	-95			
Year Ago	-433	-227	-206	-593	-1,026			
Two Years Ago	-347	-119	-228	-2,139	-2,486			
<b>Interstate-Liable</b>	21	11	10	480	501	484	639	586
<b>Workshare</b>	6	6	0	120	126	110	223	220
<b>Workshare Equivalency</b>	1	1	0	43	44	27	54	58
<b>UI Exhaustions</b>	-	.	-	138	138	148	144	197
<b>TDI Claims (Includes TCI)</b>	597	453	144	6,519	7,116	8,072	7,412	8,135
Change from:								
Previous Week	-394	-316	-78	-562	-956			
Year Ago	-136	-114	-22	-160	-296			

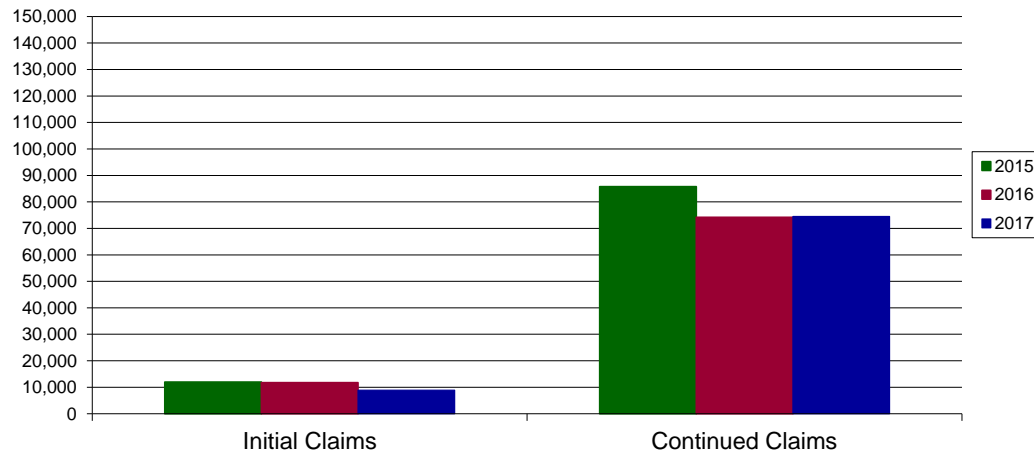
\* Includes UI, Workshare & Interstate Liable.

Equal Opportunity Employer / Program / Auxiliary aids and services available upon request to individuals with disabilities / TTY via RI Relay 711.

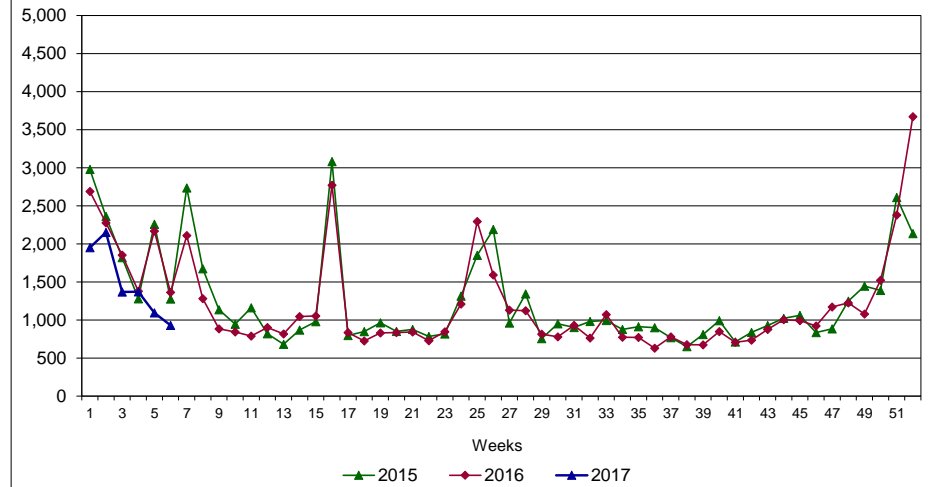
# Rhode Island Department of Labor and Training

## February 11, 2017

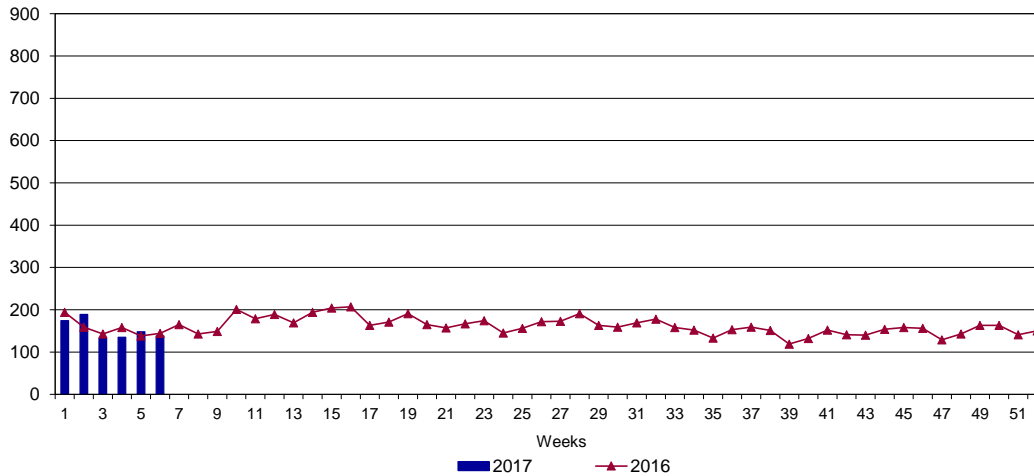
### UI Claims Comparison Year to Date



### UI Initial Claims 2015 - 2017



### UI Exhaustions 2016 - 2017



### TDI Claims Comparison Year to Date

