



Rhode Island Department of Labor and Training

Weekly Update of Claims Activity

Week Ending: February 18, 2017

Unemployment Insurance

Initial Claims – 1,198 initial claims were processed during the week ending 2/18/17, an increase of 268 from the previous week, and a decrease of 912 from a year ago.

Continued Claims – 12,827 continued claims were processed during the week of 2/18/17, an increase of 220 from the previous week and a decrease of 325 from a year ago.

Workshare – gives employers an alternative to layoffs by allowing employees to work reduced hours and collect a percentage of regular UI benefits to compensate for lost pay. This week, 37 initial claims and 153 continued claims were processed. An estimated 6 layoffs were prevented this week, as a result of Workshare.

Exhaustions – 138 individuals exhausted their regular payments this week, no change from the previous week and a decrease of 27 from a year ago.

Temporary Disability Insurance

Temporary Disability Insurance – 1,177 initial claims and 7,145 continued claims were processed for Temporary Disability Insurance. The average weekly TDI payment is \$492 per week. Rhode Island is currently paying an average of 10.4 weeks per new claim. To date there have been 6,335 TDI initial claims filed.

Temporary Caregiver Insurance – Of the 1,177 TDI initial claims, 211 (17.9%) were TCI Claims. This week 392 TCI payments were issued totaling \$200,413. The average weekly TCI payment was \$511. Of the 6,335 TDI claims filed in 2017, 1,396 or 22.0% were TCI claims.

	<u>Initial Claims</u>			<u>Continued Claims</u>	<u>TOTAL - Initial and Continued Claims</u>			
	<u>Total</u>	<u>New</u>	<u>Additional</u>		<u>Current Week</u>	<u>Previous Week</u>	<u>Year Ago</u>	<u>Two Years Ago</u>
Total - All programs*	1,259	801	458	13,433	14,692	14,164	16,172	18,299
UI Claims	1,198	751	447	12,827	14,025	13,537	15,262	17,453
Change from:								
Previous Week	268	95	173	220	488			
Year Ago	-912	-33	-879	-325	-1,237			
Two Years Ago	-1,537	-251	-1,286	-1,891	-3,428			
Interstate-Liable	24	13	11	453	477	501	599	605
Workshare	37	37	0	153	190	126	311	241
Workshare Equivalency	6	6	0	36	42	44	97	57
UI Exhaustions	-	.	-	138	138	138	165	205
TDI Claims (Includes TCI)	1,177	904	273	7,145	8,322	7,116	8,218	7,403
Change from:								
Previous Week	580	451	129	626	1,206			
Year Ago	295	220	75	-191	104			

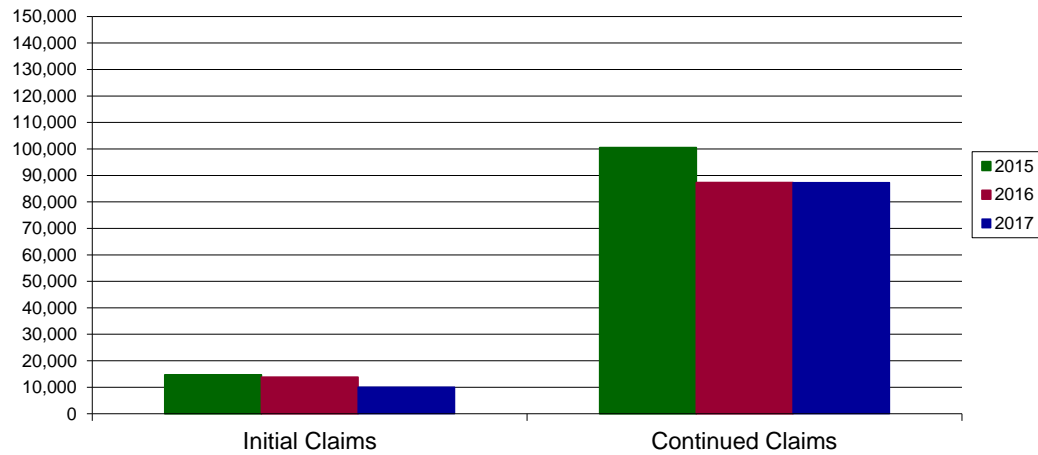
* Includes UI, Workshare & Interstate Liable.

Equal Opportunity Employer / Program / Auxiliary aids and services available upon request to individuals with disabilities / TTY via RI Relay 711.

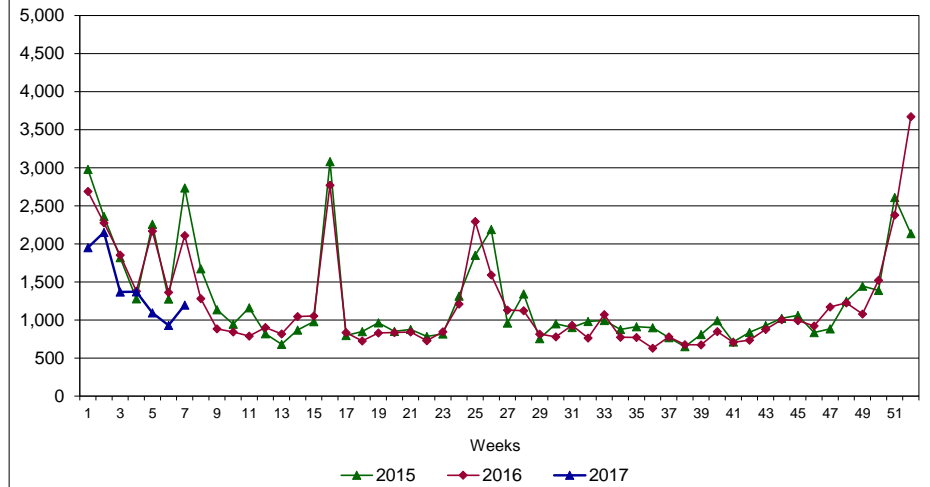
Rhode Island Department of Labor and Training

February 18, 2017

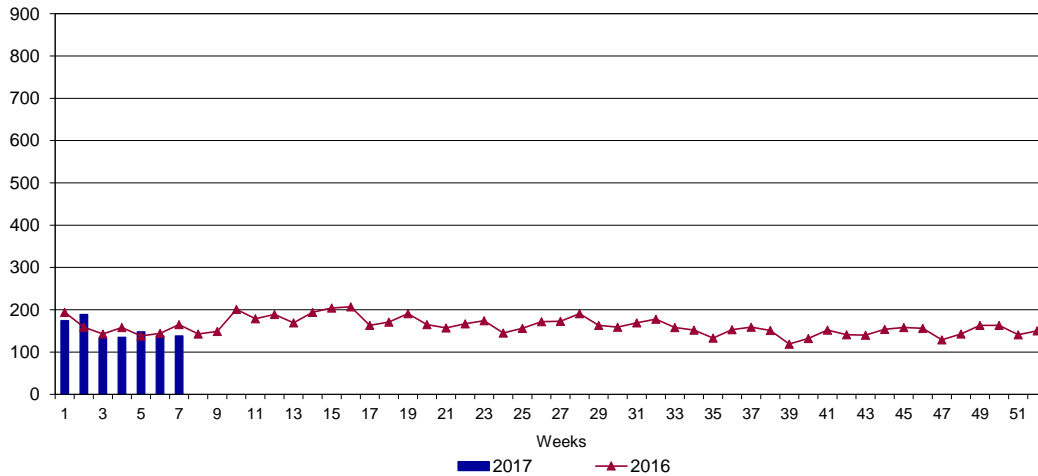
UI Claims Comparison Year to Date



UI Initial Claims 2015 - 2017



UI Exhaustions 2016 - 2017



TDI Claims Comparison Year to Date

