



## Rhode Island Department of Labor and Training

# *Weekly Update of Claims Activity*

*Week Ending: February 25, 2017*

### *Unemployment Insurance*

**Initial Claims** – 2,161 initial claims were processed during the week ending 2/25/17, an increase of 963 from the previous week, and a decrease of 879 from a year ago. The number of initial claims filed to date is down 19.1 percent from last year and down 25.4 percent from two years ago.

**Continued Claims** – 12,926 continued claims were processed during the week of 2/25/17, an increase of 99 from the previous week and a decrease of 1,839 from a year ago. The number of continued claims filed to date is down 1.8 percent from last year and down 14.6 percent from two years ago.

**Workshare** – gives employers an alternative to layoffs by allowing employees to work reduced hours and collect a percentage of regular UI benefits to compensate for lost pay. This week, 92 initial claims and 237 continued claims were processed. An estimated 34 layoffs were prevented this week, as a result of Workshare.

**Exhaustions** – 164 individuals exhausted their regular payments this week, an increase 26 of from the previous week and an increase of 21 from a year ago.

### *Temporary Disability Insurance*

**Temporary Disability Insurance** – 892 initial claims and 6,729 continued claims were processed for Temporary Disability Insurance. The average weekly TDI payment is \$491 per week. Rhode Island is currently paying an average of 10.5 weeks per new claim. To date there have been 7,227 TDI initial claims filed.

**Temporary Caregiver Insurance** – Of the 892 TDI initial claims, 202 (22.6%) were TCI Claims. This week 426 TCI payments were issued totaling \$221,729. The average weekly TCI payment was \$520. Of the 7,227 TDI claims filed in 2017, 1,598 or 22.1% were TCI claims.

	Initial Claims			Continued Claims	TOTAL - Initial and Continued Claims			
	Total	New	Additional		Current Week	Previous Week	Year Ago	Two Years Ago
<b>Total - All programs*</b>	2,280	974	1,306	13,622	15,902	14,692	16,887	19,305
<b>UI Claims</b>	2,161	867	1,294	12,926	15,087	14,025	16,047	18,487
Change from:								
Previous Week	963	116	847	99	1,062			
Year Ago	879	65	814	-1,839	-960			
Two Years Ago	487	-242	729	-3,887	-3,400			
<b>Interstate-Liable</b>	27	15	12	459	486	477	642	585
<b>Workshare</b>	92	92	0	237	329	190	198	233
<b>Workshare Equivalency</b>	34	34	0	66	100	42	53	60
<b>UI Exhaustions</b>	-	.	-	164	164	138	143	187
<b>TDI Claims (Includes TCI)</b>	892	666	226	6,729	7,621	8,322	7,923	8,306
Change from:								
Previous Week	-285	-238	-47	-416	-701			
Year Ago	-131	-112	-19	-171	-302			

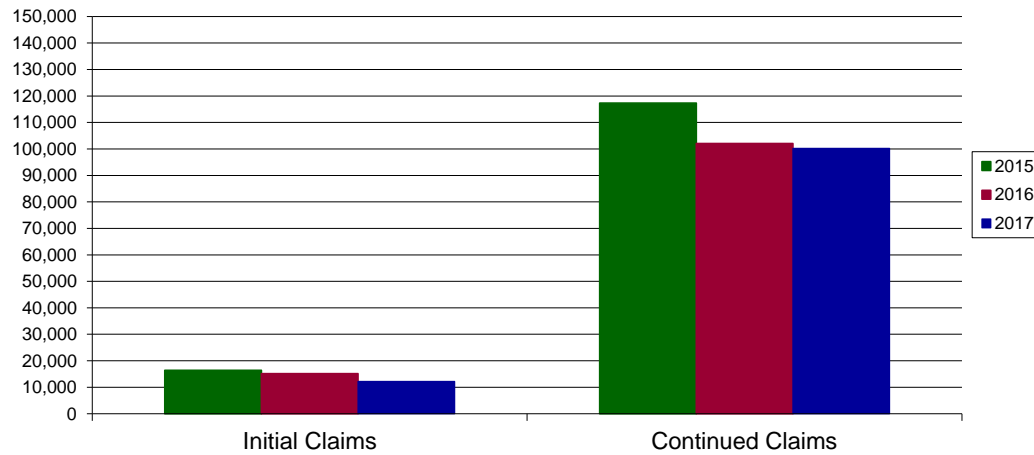
\* Includes UI, Workshare & Interstate Liable.

Equal Opportunity Employer / Program / Auxiliary aids and services available upon request to individuals with disabilities / TTY via RI Relay 711.

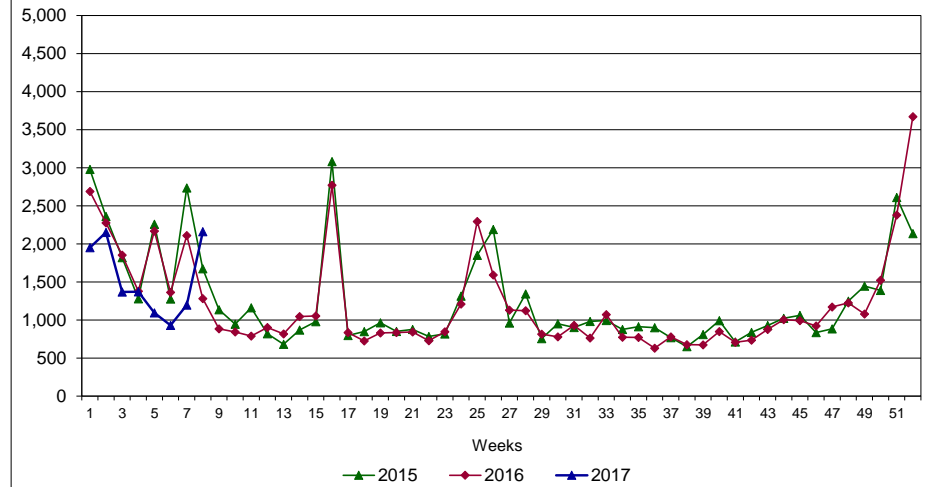
# Rhode Island Department of Labor and Training

## February 25, 2017

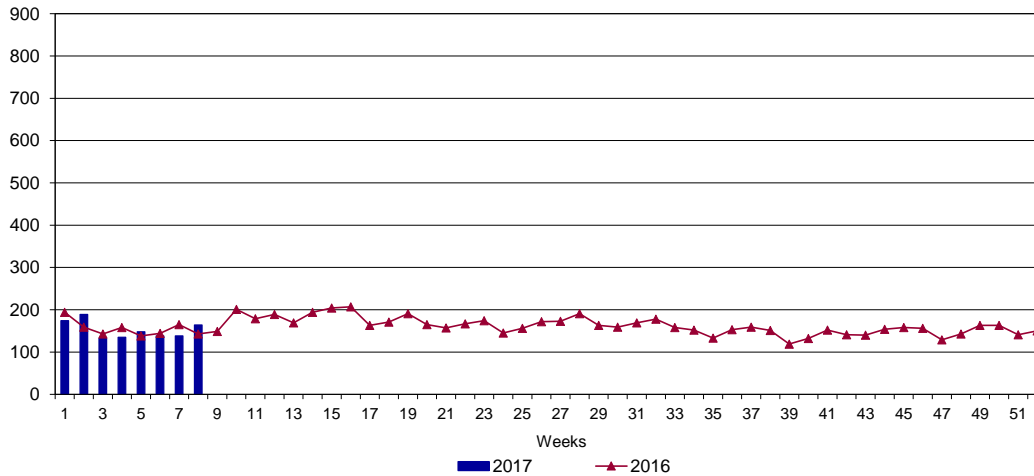
### UI Claims Comparison Year to Date



### UI Initial Claims 2015 - 2017



### UI Exhaustions 2016 - 2017



### TDI Claims Comparison Year to Date

