



Rhode Island Department of Labor and Training

Weekly Update of Claims Activity

Week Ending: March 4, 2017

Unemployment Insurance

Initial Claims – 852 initial claims were processed during the week ending 3/4/17, a decrease of 1,309 from the previous week, and a decrease of 33 from a year ago. The number of initial claims filed to date is down 18.3 percent from last year and down 25.4 percent from two years ago.

Continued Claims – 14,059 continued claims were processed during the week of 3/4/17, an increase of 1,133 from the previous week and an increase of 1,133 from a year ago. The number of continued claims filed to date is down 0.6 percent from last year and down 13.5 percent from two years ago.

Workshare – gives employers an alternative to layoffs by allowing employees to work reduced hours and collect a percentage of regular UI benefits to compensate for lost pay. This week, 15 initial claims and 221 continued claims were processed. An estimated 2 layoffs were prevented this week, as a result of Workshare.

Exhaustions – 160 individuals exhausted their regular payments this week, a decrease 4 of from the previous week and an increase of 11 from a year ago.

Temporary Disability Insurance

Temporary Disability Insurance – 913 initial claims and 7,030 continued claims were processed for Temporary Disability Insurance. The average weekly TDI payment is \$493 per week. Rhode Island is currently paying an average of 10.5 weeks per new claim. To date there have been 8,140 TDI initial claims filed.

Temporary Caregiver Insurance – Of the 913 TDI initial claims, 197 (21.6%) were TCI Claims. This week 389 TCI payments were issued totaling \$205,327. The average weekly TCI payment was \$528. Of the 8,140 TDI claims filed in 2017, 1,795 or 22.1% were TCI claims.

	Initial Claims			Continued Claims	TOTAL - Initial and Continued Claims			
	Total	New	Additional		Current Week	Previous Week	Year Ago	Two Years Ago
Total - All programs*	890	573	317	14,718	15,608	15,902	14,722	16,877
UI Claims	852	549	303	14,059	14,911	15,087	13,811	16,032
Change from:								
Previous Week	-1,309	-318	-991	1,133	-176			
Year Ago	-33	-29	-4	1,133	1,100			
Two Years Ago	-283	-226	-57	-838	-1,121			
Interstate-Liable	23	11	12	438	461	486	593	597
Workshare	15	13	2	221	236	329	318	248
Workshare Equivalency	2	2	0	70	72	100	99	54
UI Exhaustions	-	.	-	160	160	164	149	184
TDI Claims (Includes TCI)	913	685	228	7,030	7,943	7,621	8,487	9,208
Change from:								
Previous Week	21	19	2	301	322			
Year Ago	-155	-182	27	-389	-544			

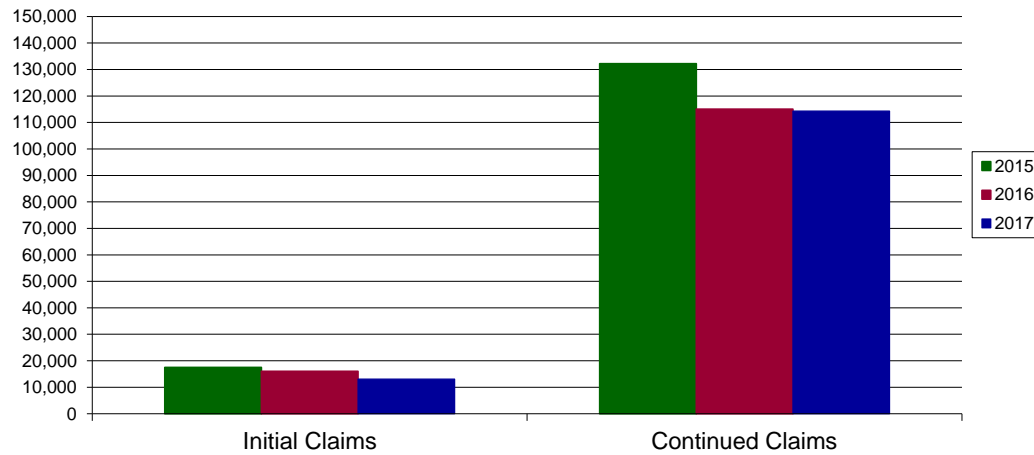
* Includes UI, Workshare & Interstate Liable.

Equal Opportunity Employer / Program / Auxiliary aids and services available upon request to individuals with disabilities / TTY via RI Relay 711.

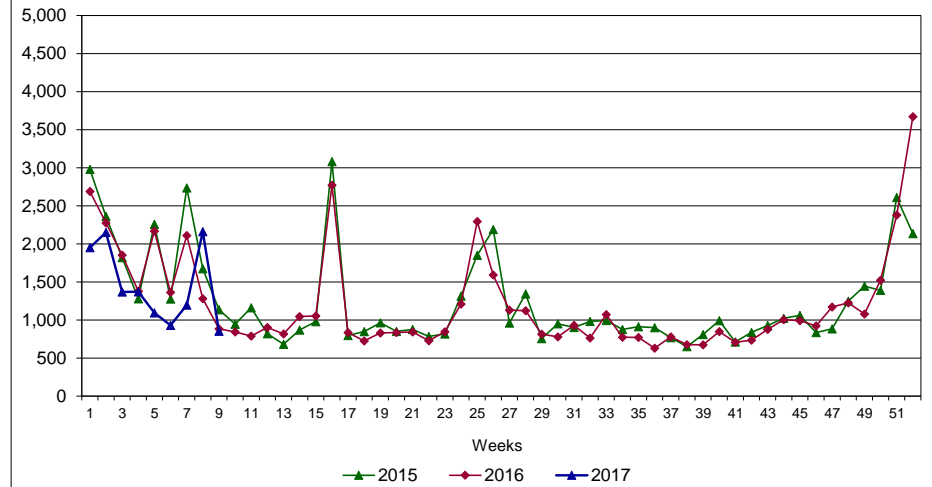
Rhode Island Department of Labor and Training

March 4, 2017

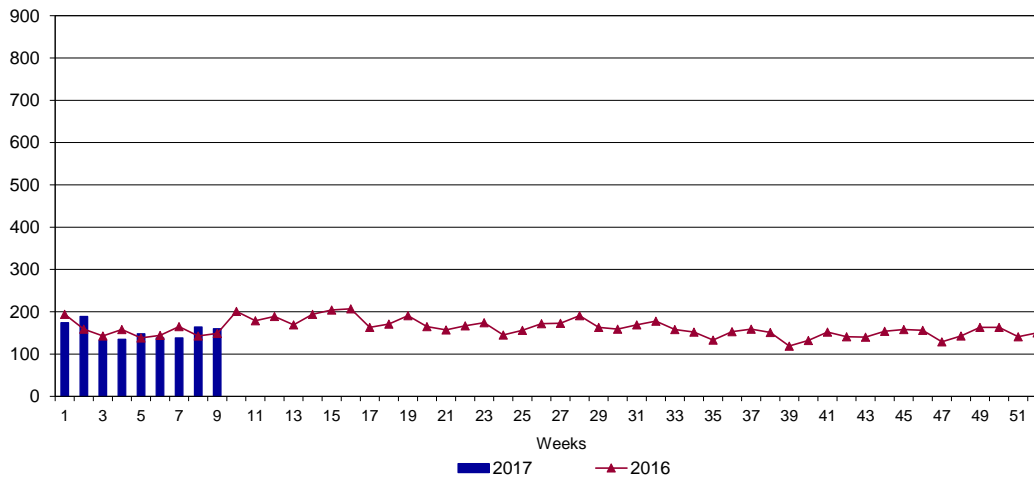
UI Claims Comparison Year to Date



UI Initial Claims 2015 - 2017



UI Exhaustions 2016 - 2017



TDI Claims Comparison Year to Date

