



## Rhode Island Department of Labor and Training

# *Weekly Update of Claims Activity*

*Week Ending: March 11, 2017*

### *Unemployment Insurance*

**Initial Claims** – 946 initial claims were processed during the week ending 3/11/17, an increase of 94 from the previous week, and an increase of 102 from a year ago. The number of initial claims filed to date is down 16.8 percent from last year and down 24.1 percent from two years ago.

**Continued Claims** – 12,570 continued claims were processed during the week of 3/11/17, a decrease of 1,489 from the previous week and an increase of 10 from a year ago. The number of continued claims filed to date is down 0.5 percent from last year and down 13.4 percent from two years ago.

**Workshare** – gives employers an alternative to layoffs by allowing employees to work reduced hours and collect a percentage of regular UI benefits to compensate for lost pay. This week, 11 initial claims and 377 continued claims were processed. An estimated 4 layoffs were prevented this week, as a result of Workshare.

**Exhaustions** – 167 individuals exhausted their regular payments this week, an increase 7 of from the previous week and a decrease of 34 from a year ago.

### *Temporary Disability Insurance*

**Temporary Disability Insurance** – 995 initial claims and 6,815 continued claims were processed for Temporary Disability Insurance. The average weekly TDI payment is \$500 per week. Rhode Island is currently paying an average of 10.5 weeks per new claim. To date there have been 9,135 TDI initial claims filed.

**Temporary Caregiver Insurance** – Of the 995 TDI initial claims, 185 (18.6%) were TCI Claims. This week 401 TCI payments were issued totaling \$224,399. The average weekly TCI payment was \$560. Of the 9,135 TDI claims filed in 2017, 1,980 or 21.7% were TCI claims.

	Initial Claims			Continued Claims	TOTAL - Initial and Continued Claims			
	Total	New	Additional		Current Week	Previous Week	Year Ago	Two Years Ago
<b>Total - All programs*</b>	980	588	392	13,376	14,356	15,608	14,174	16,109
<b>UI Claims</b>	946	564	382	12,570	13,516	14,911	13,404	15,273
Change from:								
Previous Week	94	15	79	-1,489	-1,395			
Year Ago	102	14	88	10	112			
Two Years Ago	0	39	-39	-1,757	-1,757			
<b>Interstate-Liable</b>	23	13	10	429	452	461	577	574
<b>Workshare</b>	11	11	0	377	388	236	193	262
<b>Workshare Equivalency</b>	4	4	0	111	115	72	52	70
<b>UI Exhaustions</b>	-	.	-	167	167	160	201	182
<b>TDI Claims (Includes TCI)</b>	995	767	228	6,815	7,810	7,943	8,936	8,094
Change from:								
Previous Week	82	82	0	-215	-133			
Year Ago	-150	-111	-39	-976	-1,126			

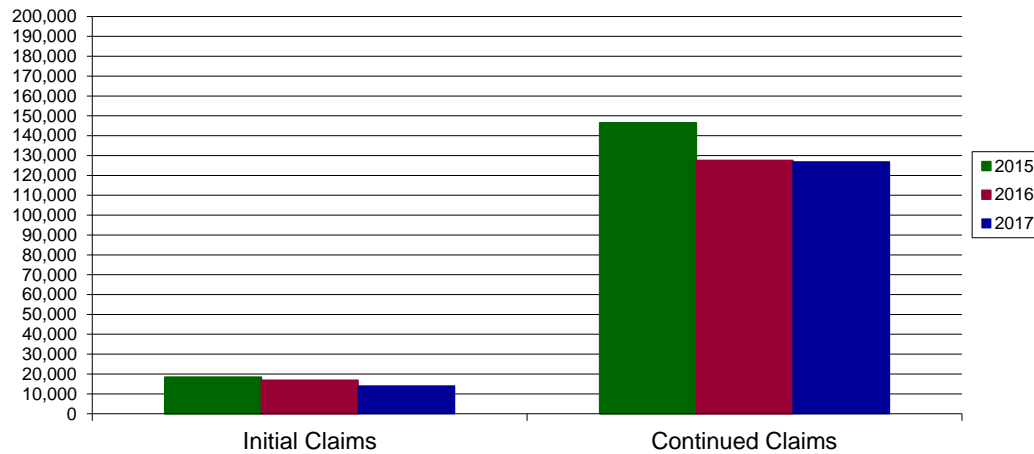
\* Includes UI, Workshare & Interstate Liable.

Equal Opportunity Employer / Program / Auxiliary aids and services available upon request to individuals with disabilities / TTY via RI Relay 711.

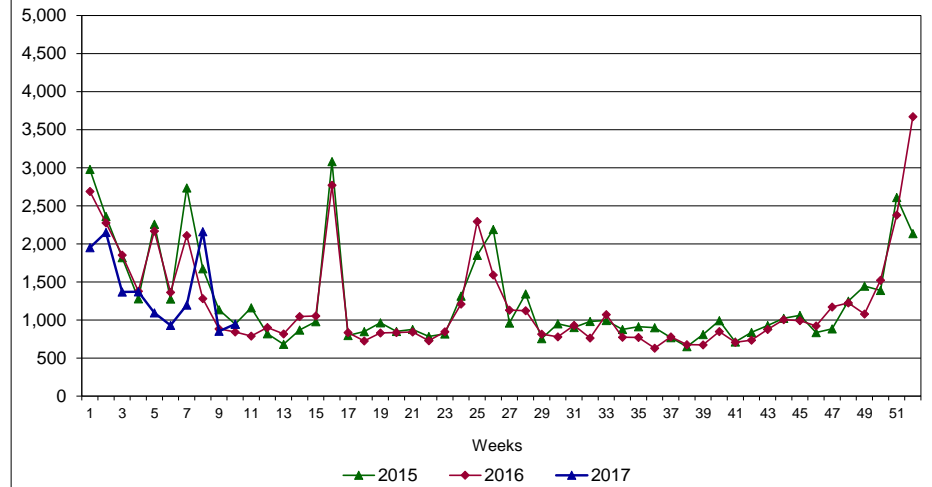
# Rhode Island Department of Labor and Training

## March 11, 2017

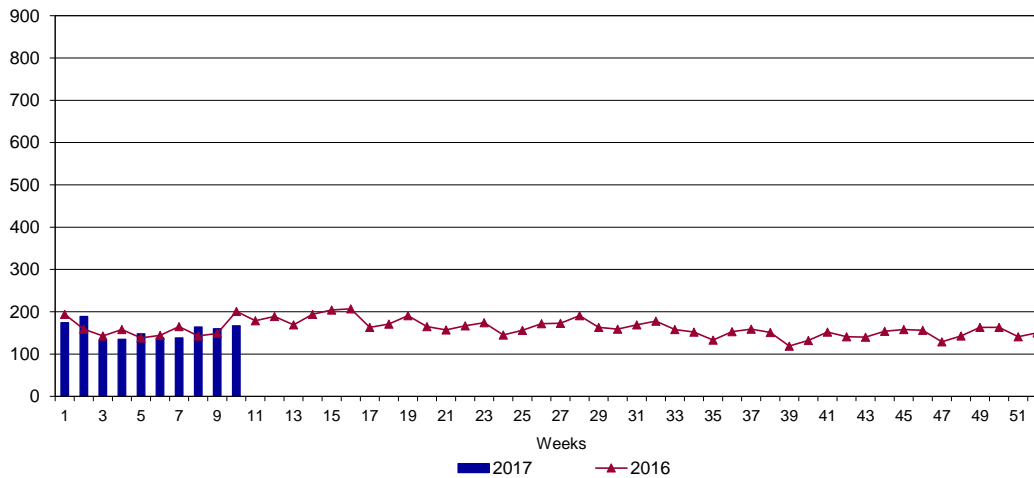
### UI Claims Comparison Year to Date



### UI Initial Claims 2015 - 2017



### UI Exhaustions 2016 - 2017



### TDI Claims Comparison Year to Date

