



Rhode Island Department of Labor and Training

Weekly Update of Claims Activity

Week Ending: March 18, 2017

Unemployment Insurance

Initial Claims – 940 initial claims were processed during the week ending 3/18/17, a decrease of 6 from the previous week, and an increase of 151 from a year ago. The number of initial claims filed to date is down 15.2 percent from last year and down 23.8 percent from two years ago.

Continued Claims – 12,193 continued claims were processed during the week of 3/18/17, a decrease of 377 from the previous week and an increase of 95 from a year ago. The number of continued claims filed to date is down 0.4 percent from last year and down 13.5 percent from two years ago.

Workshare – gives employers an alternative to layoffs by allowing employees to work reduced hours and collect a percentage of regular UI benefits to compensate for lost pay. This week, 38 initial claims and 136 continued claims were processed. An estimated 9 layoffs were prevented this week, as a result of Workshare.

Exhaustions – 180 individuals exhausted their regular payments this week, an increase 13 of from the previous week and an increase of 1 from a year ago.

Temporary Disability Insurance

Temporary Disability Insurance – 809 initial claims and 6,053 continued claims were processed for Temporary Disability Insurance. The average weekly TDI payment is \$493 per week. Rhode Island is currently paying an average of 10.5 weeks per new claim. To date there have been 9,944 TDI initial claims filed.

Temporary Caregiver Insurance – Of the 809 TDI initial claims, 157 (19.4%) were TCI Claims. This week 287 TCI payments were issued totaling \$151,594. The average weekly TCI payment was \$528. Of the 9,944 TDI claims filed in 2017, 2,137 or 21.5% were TCI claims.

	Initial Claims			Continued Claims	TOTAL - Initial and Continued Claims			
	Total	New	Additional		Current Week	Previous Week	Year Ago	Two Years Ago
Total - All programs*	998	554	444	12,751	13,749	14,356	13,703	16,127
UI Claims	940	509	431	12,193	13,133	13,516	12,887	15,298
Change from:								
Previous Week	-6	-55	49	-377	-383			
Year Ago	151	52	99	95	246			
Two Years Ago	-221	-223	2	-1,944	-2,165			
Interstate-Liable	20	9	11	422	442	452	553	581
Workshare	38	36	2	136	174	388	263	248
Workshare Equivalency	9	8	1	38	47	115	96	57
UI Exhaustions	-	.	-	180	180	167	179	235
TDI Claims (Includes TCI)	809	631	178	6,053	6,862	7,810	7,776	8,255
Change from:								
Previous Week	-186	-136	-50	-762	-948			
Year Ago	-133	-87	-46	-781	-914			

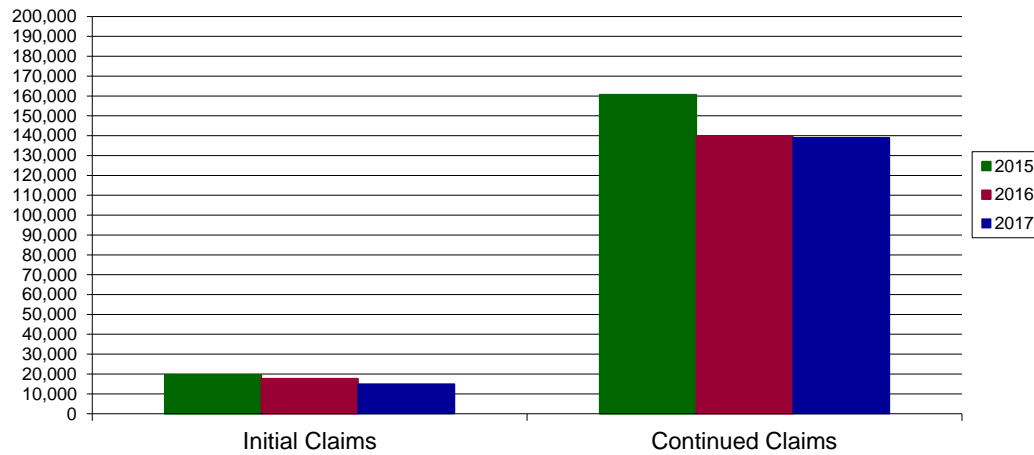
* Includes UI, Workshare & Interstate Liable.

Equal Opportunity Employer / Program / Auxiliary aids and services available upon request to individuals with disabilities / TTY via RI Relay 711.

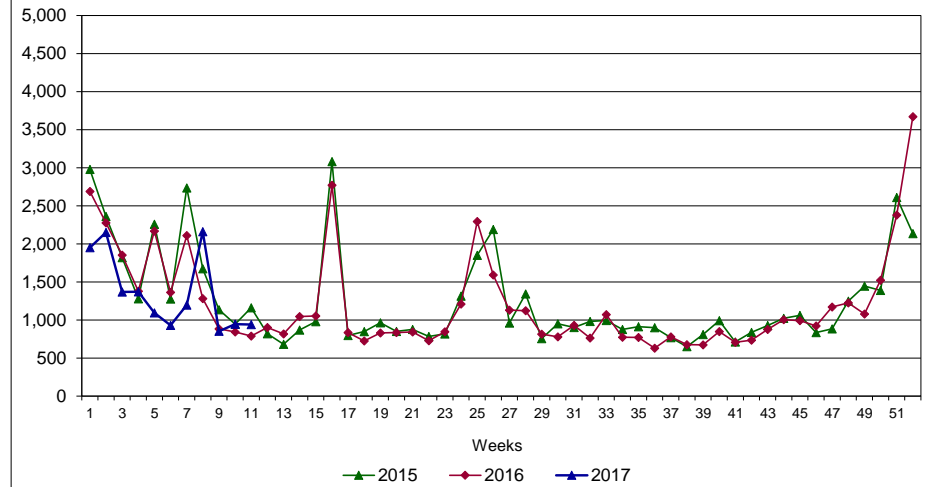
Rhode Island Department of Labor and Training

March 18, 2017

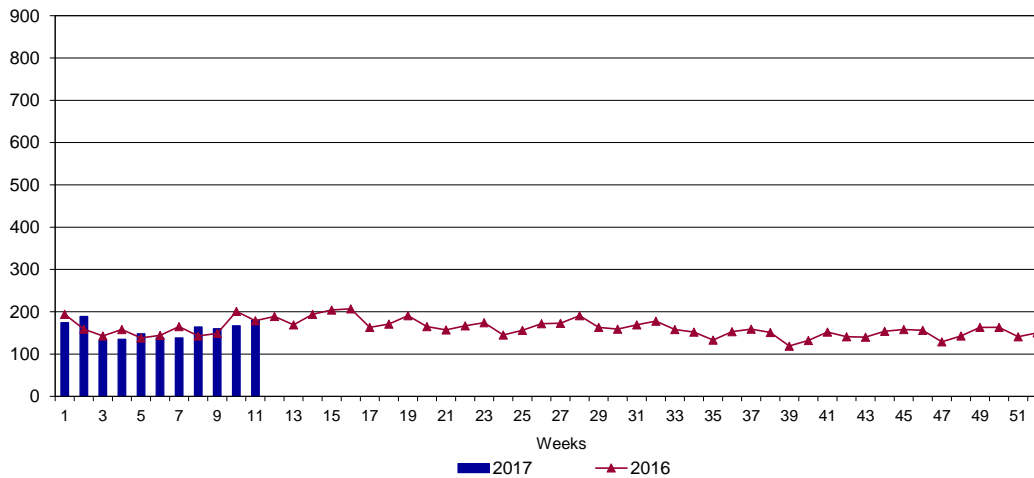
UI Claims Comparison Year to Date



UI Initial Claims 2015 - 2017



UI Exhaustions 2016 - 2017



TDI Claims Comparison Year to Date

