



## Rhode Island Department of Labor and Training

# *Weekly Update of Claims Activity*

*Week Ending: March 25, 2017*

### *Unemployment Insurance*

**Initial Claims** – 765 initial claims were processed during the week ending 3/25/17, a decrease of 175 from the previous week, and a decrease of 138 from a year ago. The number of initial claims filed to date is down 15.2 percent from last year and down 23.1 percent from two years ago.

**Continued Claims** – 12,245 continued claims were processed during the week of 3/25/17, an increase of 52 from the previous week and an increase of 597 from a year ago. The number of continued claims filed to date is down 0 percent from last year and down 13.2 percent from two years ago.

**Workshare** – gives employers an alternative to layoffs by allowing employees to work reduced hours and collect a percentage of regular UI benefits to compensate for lost pay. This week, 45 initial claims and 375 continued claims were processed. An estimated 6 layoffs were prevented this week, as a result of Workshare.

**Exhaustions** – 175 individuals exhausted their regular payments this week, a decrease 5 of from the previous week and a decrease of 14 from a year ago.

### *Temporary Disability Insurance*

**Temporary Disability Insurance** – 920 initial claims and 7,565 continued claims were processed for Temporary Disability Insurance. The average weekly TDI payment is \$494 per week. Rhode Island is currently paying an average of 10.5 weeks per new claim. To date there have been 10,864 TDI initial claims filed.

**Temporary Caregiver Insurance** – Of the 920 TDI initial claims, 210 (22.8%) were TCI Claims. This week 395 TCI payments were issued totaling \$215,603. The average weekly TCI payment was \$546. Of the 10,864 TDI claims filed in 2017, 2,347 or 21.6% were TCI claims.

	Initial Claims			Continued Claims	TOTAL - Initial and Continued Claims			
	Total	New	Additional		Current Week	Previous Week	Year Ago	Two Years Ago
<b>Total - All programs*</b>	828	578	250	13,054	13,882	13,749	13,332	15,197
<b>UI Claims</b>	765	521	244	12,245	13,010	13,133	12,551	14,384
Change from:								
Previous Week	-175	12	-187	52	-123			
Year Ago	-138	21	-159	597	459			
Two Years Ago	-56	31	-87	-1,318	-1,374			
<b>Interstate-Liable</b>	18	13	5	434	452	442	544	550
<b>Workshare</b>	45	44	1	375	420	174	237	263
<b>Workshare Equivalency</b>	6	6	0	109	115	47	64	66
<b>UI Exhaustions</b>	-	.	-	175	175	180	189	242
<b>TDI Claims (Includes TCI)</b>	920	728	192	7,565	8,485	6,862	7,257	8,599
Change from:								
Previous Week	111	97	14	1,512	1,623			
Year Ago	66	90	-24	1,162	1,228			

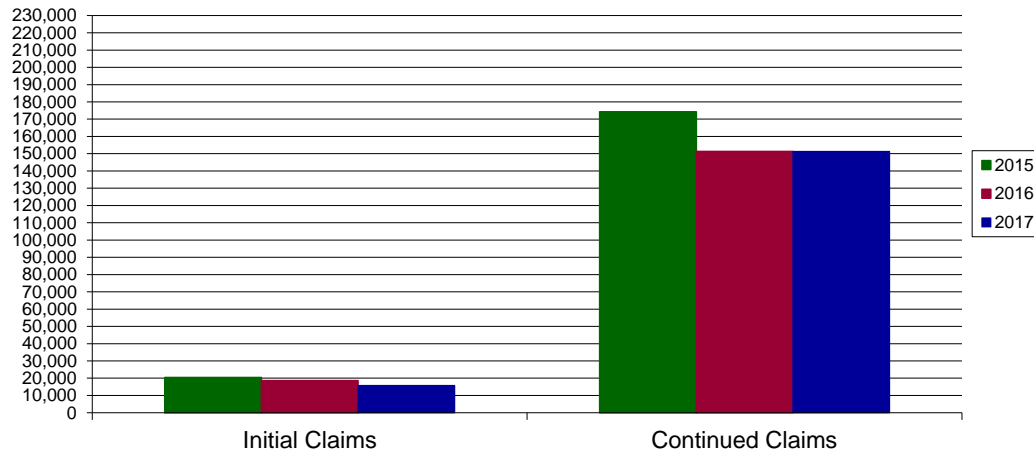
\* Includes UI, Workshare & Interstate Liable.

Equal Opportunity Employer / Program / Auxiliary aids and services available upon request to individuals with disabilities / TTY via RI Relay 711.

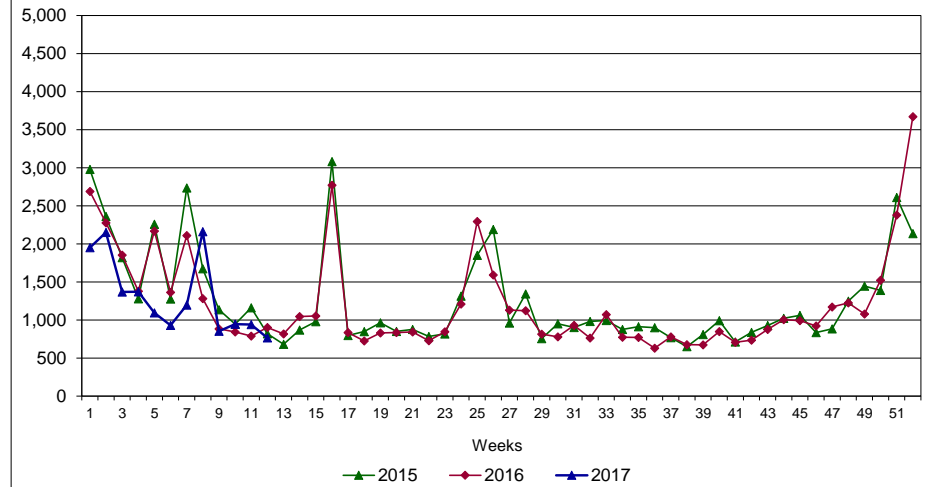
# Rhode Island Department of Labor and Training

## March 25, 2017

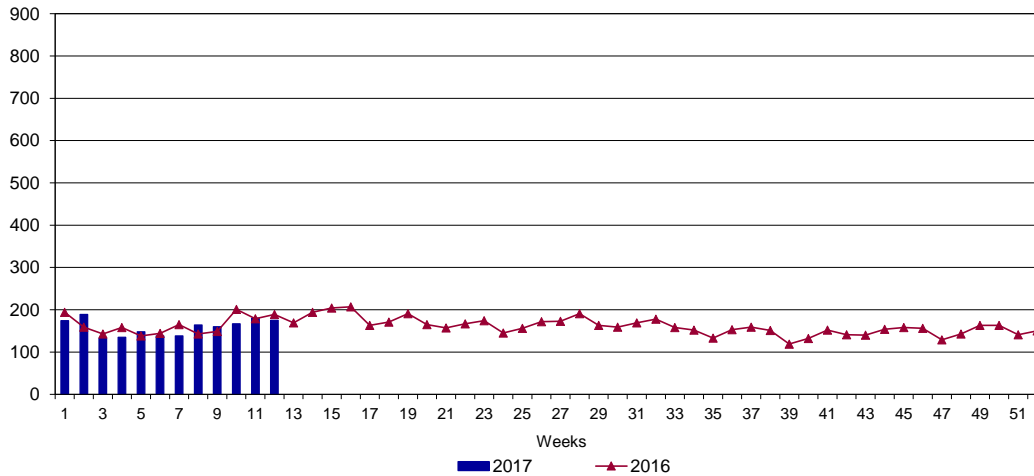
### UI Claims Comparison Year to Date



### UI Initial Claims 2015 - 2017



### UI Exhaustions 2016 - 2017



### TDI Claims Comparison Year to Date

