



## *Rhode Island Department of Labor and Training*

# *Weekly Update of Claims Activity*

*Week Ending: April 1, 2017*

### ***Unemployment Insurance***

**Initial Claims** – 689 initial claims were processed during the week ending 4/1/17, a decrease of 76 from the previous week, and a decrease of 129 from a year ago. The number of initial claims filed to date is down 15.2 percent from last year and down 22.3 percent from two years ago.

**Continued Claims** – 11,656 continued claims were processed during the week of 4/1/17, a decrease of 589 from the previous week and an increase of 532 from a year ago. The number of continued claims filed to date is up 0.3 percent from last year and down 12.9 percent from two years ago.

**Workshare** – gives employers an alternative to layoffs by allowing employees to work reduced hours and collect a percentage of regular UI benefits to compensate for lost pay. This week, 5 initial claims and 187 continued claims were processed. An estimated 1 layoff was prevented this week, as a result of Workshare.

**Exhaustions** – 182 individuals exhausted their regular payments this week, an increase 7 of from the previous week and an increase of 13 from a year ago.

### ***Temporary Disability Insurance***

**Temporary Disability Insurance** – 863 initial claims and 7,437 continued claims were processed for Temporary Disability Insurance. The average weekly TDI payment is \$504 per week. Rhode Island is currently paying an average of 10.5 weeks per new claim. To date there have been 11,727 TDI initial claims filed.

**Temporary Caregiver Insurance** – Of the 863 TDI initial claims, 175+689 (20.3%) were TCI Claims. This week 341 TCI payments were issued totaling \$191,994. The average weekly TCI payment was \$563. Of the 11,727 TDI claims filed in 2017, 2,522 or 21.5% were TCI claims.

	<b>Initial Claims</b>			<b>Continued Claims</b>	<b>TOTAL - Initial and Continued Claims</b>			
	<b>Total</b>	<b>New</b>	<b>Additional</b>		<b>Current Week</b>	<b>Previous Week</b>	<b>Year Ago</b>	<b>Two Years Ago</b>
<b>Total - All programs*</b>	711	458	253	12,230	12,941	13,882	12,753	14,418
<b>UI Claims</b>	689	443	246	11,656	12,345	13,010	11,942	13,626
Change from:								
Previous Week	-76	-78	2	-589	-665			
Year Ago	-129	-103	-26	532	403			
Two Years Ago	8	44	-36	-1,289	-1,281			
<b>Interstate-Liable</b>	17	13	4	387	404	452	513	536
<b>Workshare</b>	5	2	3	187	192	420	298	256
<b>Workshare Equivalency</b>	1	1	0	40	41	115	113	61
<b>UI Exhaustions</b>	-	.	-	182	182	175	169	228
<b>TDI Claims (Includes TCI)</b>	863	683	180	7,437	8,300	8,485	9,014	7,832
Change from:								
Previous Week	-57	-45	-12	-128	-185			
Year Ago	-13	23	-36	-701	-714			

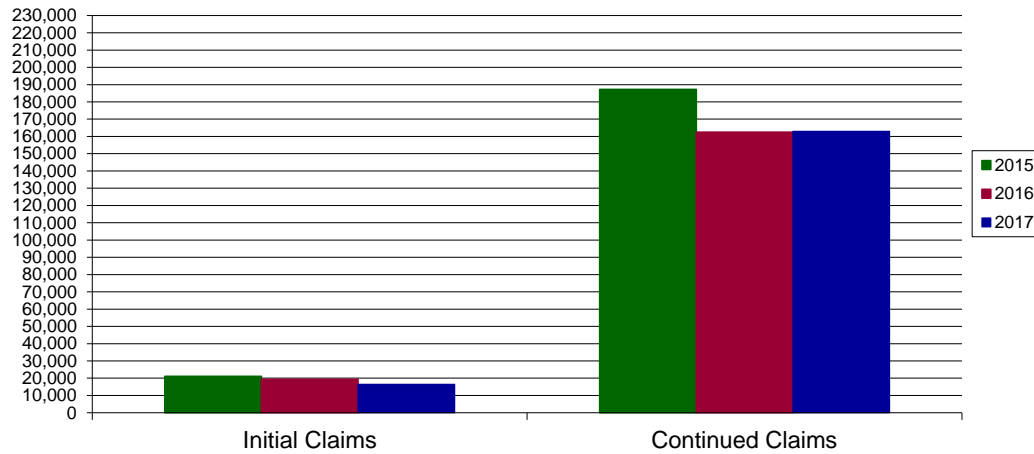
\* Includes UI, Workshare & Interstate Liable.

Equal Opportunity Employer / Program / Auxiliary aids and services available upon request to individuals with disabilities / TTY via RI Relay 711.

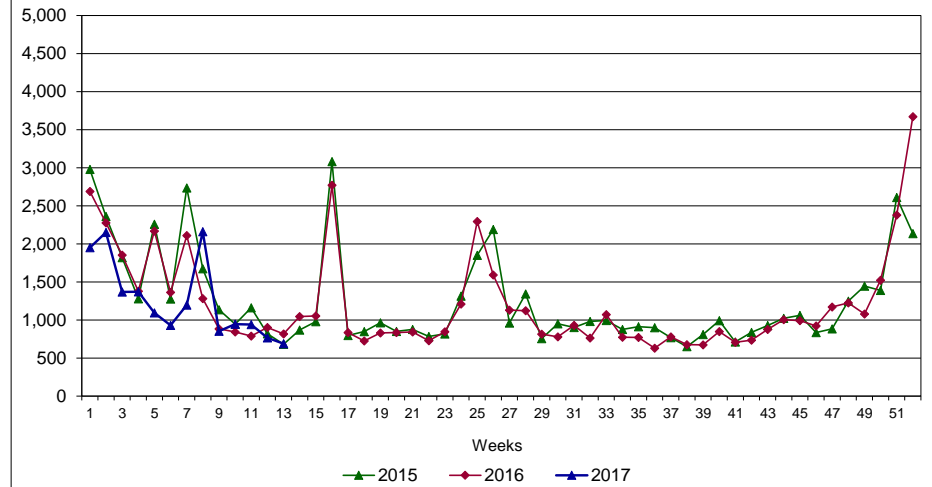
# Rhode Island Department of Labor and Training

## April 1, 2017

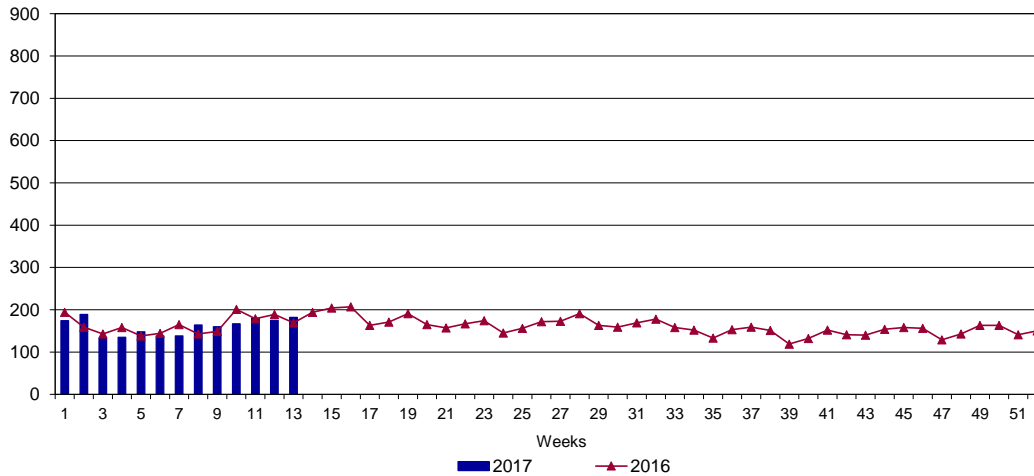
### UI Claims Comparison Year to Date



### UI Initial Claims 2015 - 2017



### UI Exhaustions 2016 - 2017



### TDI Claims Comparison Year to Date

