



Rhode Island Department of Labor and Training

Weekly Update of Claims Activity

Week Ending: April 8, 2017

Unemployment Insurance

Initial Claims – 891 initial claims were processed during the week ending 4/8/17, an increase of 202 from the previous week, and a decrease of 155 from a year ago. The number of initial claims filed to date is down 15.2 percent from last year and down 21.3 percent from two years ago.

Continued Claims – 10,779 continued claims were processed during the week of 4/8/17, a decrease of 877 from the previous week and an increase of 474 from a year ago. The number of continued claims filed to date is up 0.6 percent from last year and down 12.7 percent from two years ago.

Workshare – gives employers an alternative to layoffs by allowing employees to work reduced hours and collect a percentage of regular UI benefits to compensate for lost pay. This week, 17 initial claims and 351 continued claims were processed. An estimated 3 layoffs were prevented this week, as a result of Workshare.

Exhaustions – 206 individuals exhausted their regular payments this week, an increase 24 of from the previous week and an increase of 12 from a year ago.

Temporary Disability Insurance

Temporary Disability Insurance – 871 initial claims and 6,902 continued claims were processed for Temporary Disability Insurance. The average weekly TDI payment is \$492 per week. Rhode Island is currently paying an average of 10.5 weeks per new claim. To date there have been 12,598 TDI initial claims filed.

Temporary Caregiver Insurance – Of the 871 TDI initial claims, 196 (22.5%) were TCI Claims. This week 361 TCI payments were issued totaling \$195,643. The average weekly TCI payment was \$542. Of the 12,598 TDI claims filed in 2017, 2,718 or 21.6% were TCI claims.

	Initial Claims			Continued Claims	TOTAL - Initial and Continued Claims			
	Total	New	Additional		Current Week	Previous Week	Year Ago	Two Years Ago
Total - All programs*	931	641	290	11,505	12,436	12,941	12,257	13,501
UI Claims	891	613	278	10,779	11,670	12,345	11,351	12,763
Change from:								
Previous Week	202	170	32	-877	-675			
Year Ago	-155	-20	-135	474	319			
Two Years Ago	22	54	-32	-1,115	-1,093			
Interstate-Liable	23	13	10	375	398	404	489	509
Workshare	17	15	2	351	368	192	417	229
Workshare Equivalency	3	3	0	101	104	41	105	57
UI Exhaustions	-	.	-	206	206	182	194	218
TDI Claims (Includes TCI)	871	686	185	6,902	7,773	8,300	8,541	8,013
Change from:								
Previous Week	8	3	5	-535	-527			
Year Ago	-18	19	-37	-750	-768			

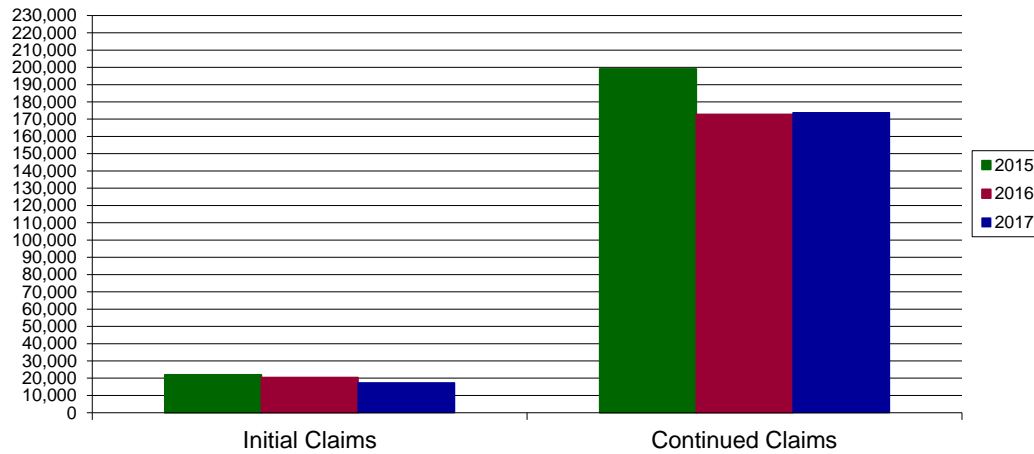
* Includes UI, Workshare & Interstate Liable.

Equal Opportunity Employer / Program / Auxiliary aids and services available upon request to individuals with disabilities / TTY via RI Relay 711.

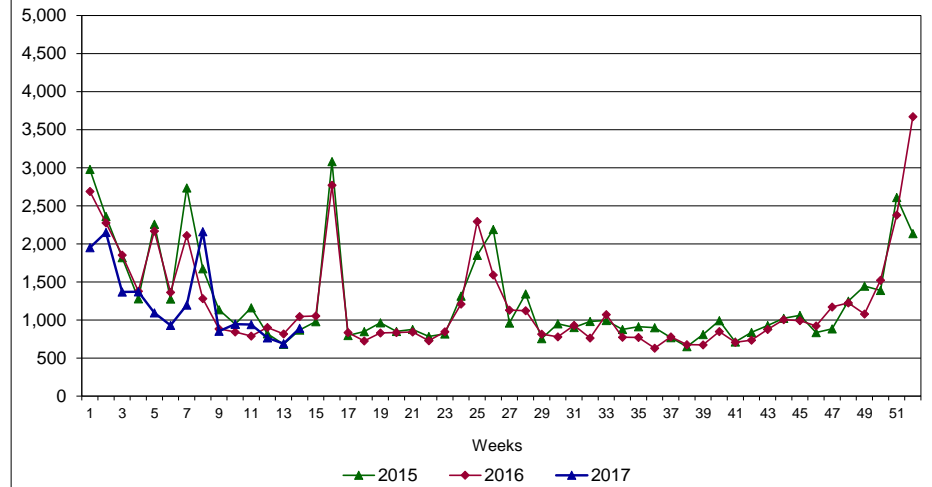
Rhode Island Department of Labor and Training

April 8, 2017

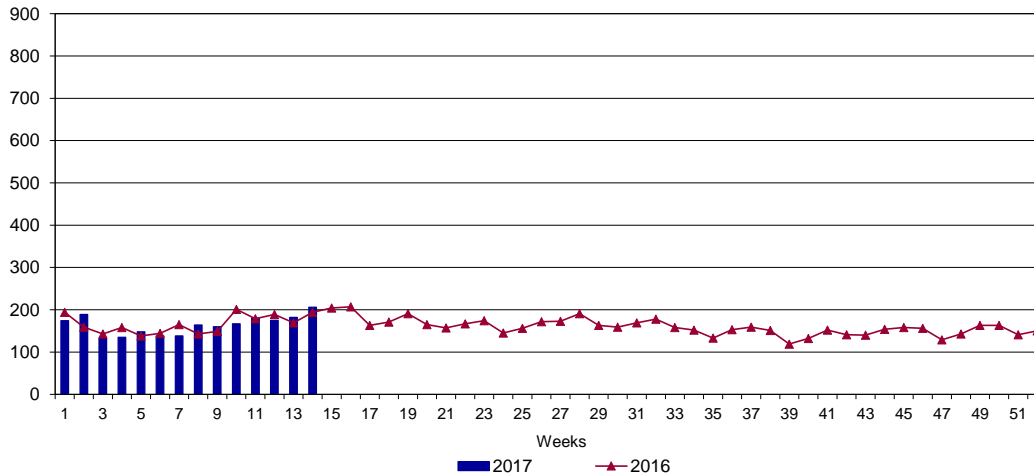
UI Claims Comparison Year to Date



UI Initial Claims 2015 - 2017



UI Exhaustions 2016 - 2017



TDI Claims Comparison Year to Date

