



## Rhode Island Department of Labor and Training

# *Weekly Update of Claims Activity*

*Week Ending: April 15, 2017*

### *Unemployment Insurance*

**Initial Claims** – 1,347 initial claims were processed during the week ending 4/15/17, an increase of 456 from the previous week, and an increase of 293 from a year ago. The number of initial claims filed to date is down 13.1 percent from last year and down 18.8 percent from two years ago.

**Continued Claims** – 9,800 continued claims were processed during the week of 4/15/17, a decrease of 979 from the previous week and a decrease of 69 from a year ago. The number of continued claims filed to date is up 0.5 percent from last year and down 12.6 percent from two years ago.

**Workshare** – gives employers an alternative to layoffs by allowing employees to work reduced hours and collect a percentage of regular UI benefits to compensate for lost pay. This week, 10 initial claims and 153 continued claims were processed. An estimated 3 layoffs were prevented this week, as a result of Workshare.

**Exhaustions** – 183 individuals exhausted their regular payments this week, a decrease 23 of from the previous week and a decrease of 21 from a year ago.

### *Temporary Disability Insurance*

**Temporary Disability Insurance** – 908 initial claims and 6,689 continued claims were processed for Temporary Disability Insurance. The average weekly TDI payment is \$500 per week. Rhode Island is currently paying an average of 10.5 weeks per new claim. To date there have been 13,506 TDI initial claims filed.

**Temporary Caregiver Insurance** – Of the 908 TDI initial claims, 156 (17.2%) were TCI Claims. This week 298 TCI payments were issued totaling \$169,448. The average weekly TCI payment was \$569. Of the 13,506 TDI claims filed in 2017, 2,874 or 21.3% were TCI claims.

	Initial Claims			Continued Claims	TOTAL - Initial and Continued Claims			
	Total	New	Additional		Current Week	Previous Week	Year Ago	Two Years Ago
<b>Total - All programs*</b>	1,373	609	764	10,311	11,684	12,436	11,802	12,663
<b>UI Claims</b>	1,347	592	755	9,800	11,147	11,670	10,923	11,932
Change from:								
Previous Week	456	-21	477	-979	-523			
Year Ago	293	-51	344	-69	224			
Two Years Ago	367	7	360	-1,152	-785			
<b>Interstate-Liable</b>	16	9	7	358	374	398	518	503
<b>Workshare</b>	10	8	2	153	163	368	361	228
<b>Workshare Equivalency</b>	3	3	0	43	46	104	128	55
<b>UI Exhaustions</b>	-	.	-	183	183	206	204	231
<b>TDI Claims (Includes TCI)</b>	908	697	211	6,689	7,597	7,773	8,400	7,586
Change from:								
Previous Week	37	11	26	-213	-176			
Year Ago	-235	-207	-28	-568	-803			

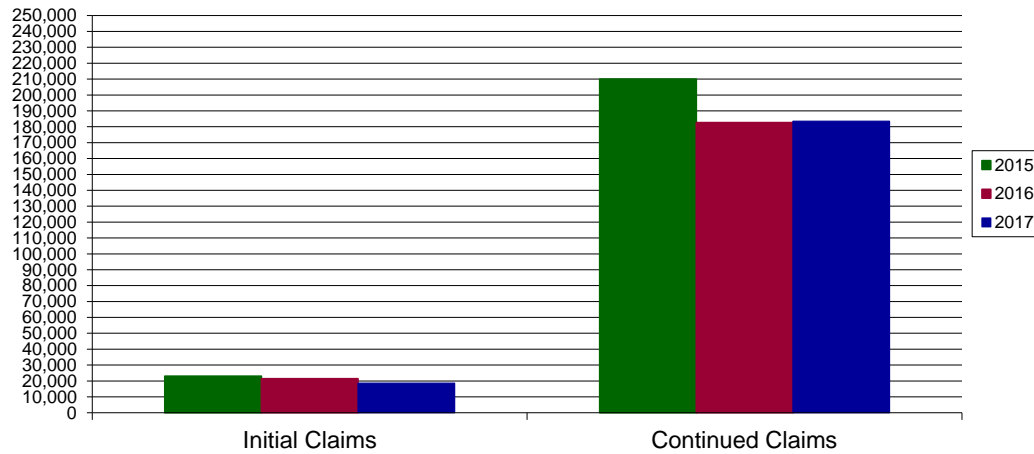
\* Includes UI, Workshare & Interstate Liable.

Equal Opportunity Employer / Program / Auxiliary aids and services available upon request to individuals with disabilities / TTY via RI Relay 711.

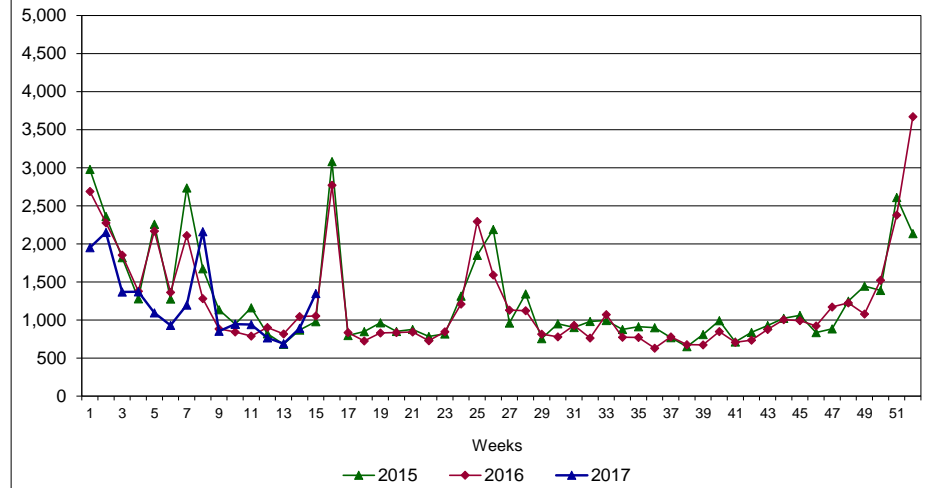
# Rhode Island Department of Labor and Training

## April 15, 2017

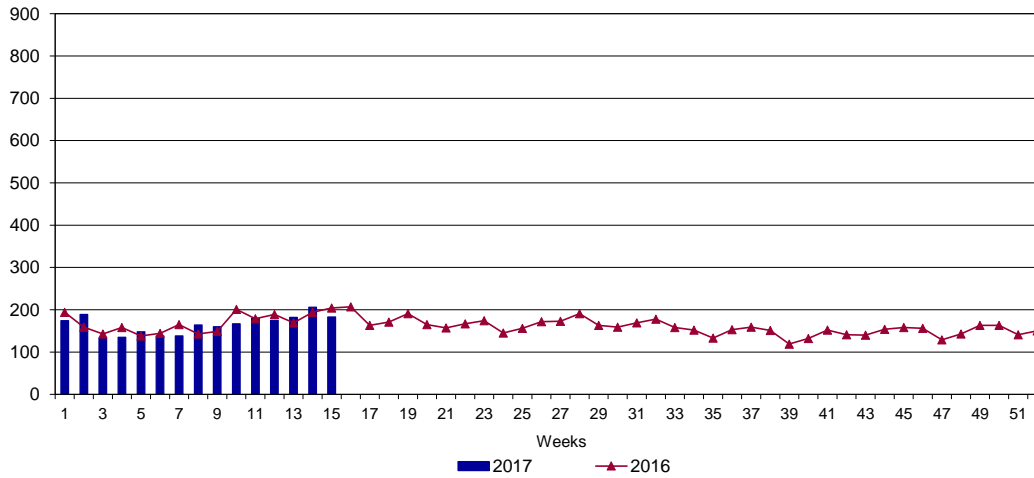
### UI Claims Comparison Year to Date



### UI Initial Claims 2015 - 2017



### UI Exhaustions 2016 - 2017



### TDI Claims Comparison Year to Date

