



Rhode Island Department of Labor and Training

Weekly Update of Claims Activity

Week Ending: April 22, 2017

Unemployment Insurance

Initial Claims – 2,222 initial claims were processed during the week ending 4/22/17, an increase of 875 from the previous week, and a decrease of 549 from a year ago. The number of initial claims filed to date is down 13.8 percent from last year and down 19.9 percent from two years ago.

Continued Claims – 8,945 continued claims were processed during the week of 4/22/17, a decrease of 855 from the previous week and a decrease of 258 from a year ago. The number of continued claims filed to date is up 0.4 percent from last year and down 12.4 percent from two years ago.

Workshare – gives employers an alternative to layoffs by allowing employees to work reduced hours and collect a percentage of regular UI benefits to compensate for lost pay. This week, 14 initial claims and 414 continued claims were processed. An estimated 3 layoffs were prevented this week, as a result of Workshare.

Exhaustions – 151 individuals exhausted their regular payments this week, a decrease 32 of from the previous week and a decrease of 56 from a year ago.

Temporary Disability Insurance

Temporary Disability Insurance – 887 initial claims and 7,062 continued claims were processed for Temporary Disability Insurance. The average weekly TDI payment is \$493 per week. Rhode Island is currently paying an average of 10.5 weeks per new claim. To date there have been 14,393 TDI initial claims filed.

Temporary Caregiver Insurance – Of the 887 TDI initial claims, 240 (27.1%) were TCI Claims. This week 464 TCI payments were issued totaling \$248,261. The average weekly TCI payment was \$535. Of the 14,393 TDI claims filed in 2017, 3,114 or 21.6% were TCI claims.

	Initial Claims			Continued Claims	TOTAL - Initial and Continued Claims			
	Total	New	Additional		Current Week	Previous Week	Year Ago	Two Years Ago
Total - All programs*	2,261	881	1,380	9,694	11,955	11,684	12,932	13,557
UI Claims	2,222	854	1,368	8,945	11,167	11,147	11,974	12,898
Change from:								
Previous Week	875	262	613	-855	20			
Year Ago	-549	-197	-352	-258	-807			
Two Years Ago	-859	-250	-609	-872	-1,731			
Interstate-Liable	25	14	11	335	360	374	502	460
Workshare	14	13	1	414	428	163	456	199
Workshare Equivalency	3	3	0	110	113	46	113	49
UI Exhaustions	-	.	-	151	151	183	207	190
TDI Claims (Includes TCI)	887	676	211	7,062	7,949	7,597	8,292	7,168
Change from:								
Previous Week	-21	-21	0	373	352			
Year Ago	4	9	-5	-347	-343			

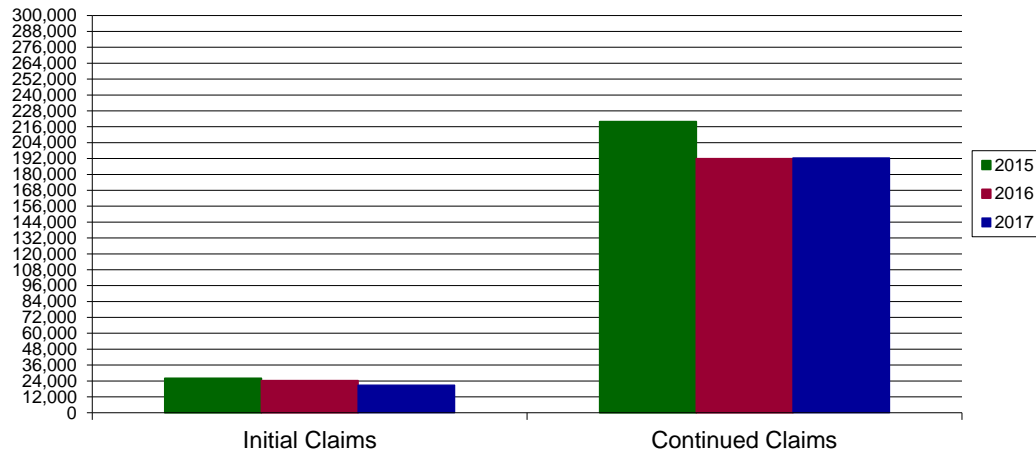
* Includes UI, Workshare & Interstate Liable.

Equal Opportunity Employer / Program / Auxiliary aids and services available upon request to individuals with disabilities / TTY via RI Relay 711.

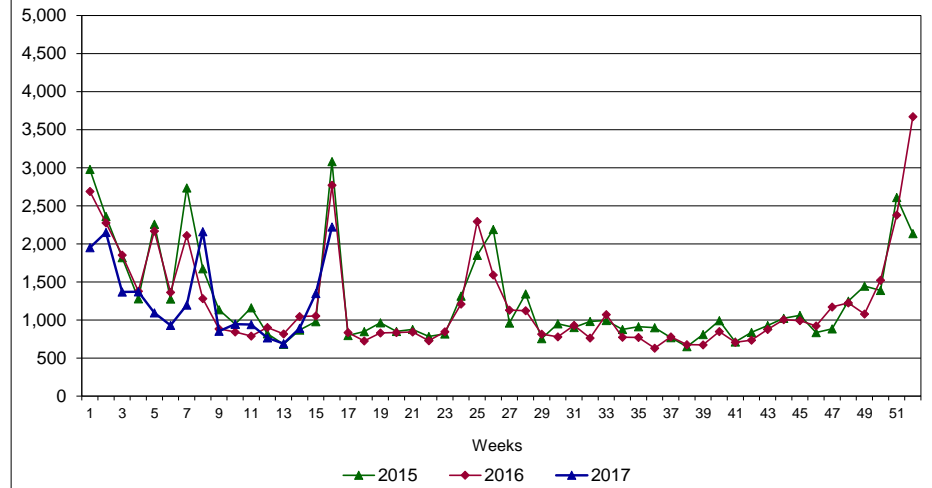
Rhode Island Department of Labor and Training

April 22, 2017

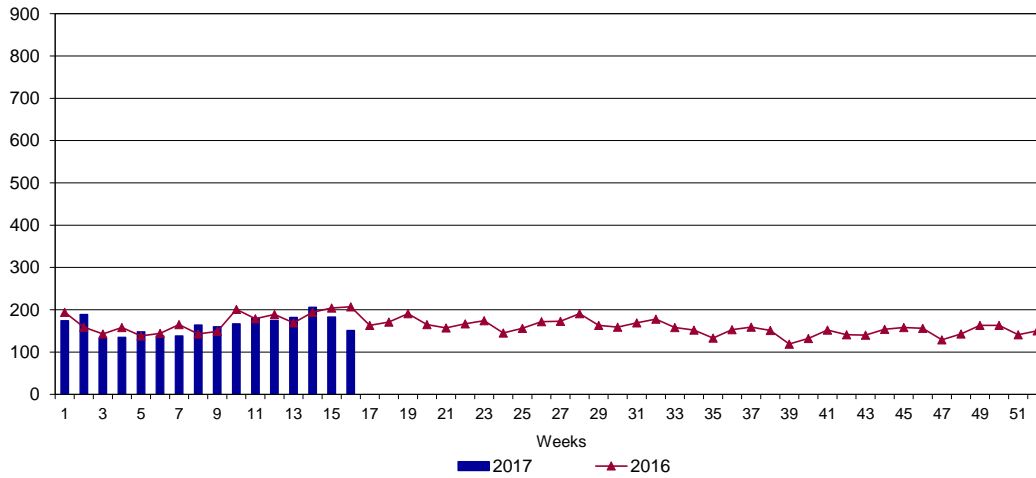
UI Claims Comparison Year to Date



UI Initial Claims 2015 - 2017



UI Exhaustions 2016 - 2017



TDI Claims Comparison Year to Date

