



Rhode Island Department of Labor and Training

Weekly Update of Claims Activity

Week Ending: April 29, 2017

Unemployment Insurance

Initial Claims – 839 initial claims were processed during the week ending 4/29/17, a decrease of 1,383 from the previous week, and an increase of 3 from a year ago. The number of initial claims filed to date is down 13.4 percent from last year and down 19.1 percent from two years ago.

Continued Claims – 10,428 continued claims were processed during the week of 4/29/17, an increase of 1,483 from the previous week and a decrease of 35 from a year ago. The number of continued claims filed to date is up 0.3 percent from last year and down 12.2 percent from two years ago.

Workshare – gives employers an alternative to layoffs by allowing employees to work reduced hours and collect a percentage of regular UI benefits to compensate for lost pay. This week, 64 initial claims and 207 continued claims were processed. An estimated 8 layoffs were prevented this week, as a result of Workshare.

Exhaustions – 163 individuals exhausted their regular payments this week, an increase 12 of from the previous week and no change from a year ago.

Temporary Disability Insurance

Temporary Disability Insurance – 981 initial claims and 6,906 continued claims were processed for Temporary Disability Insurance. The average weekly TDI payment is \$491 per week. Rhode Island is currently paying an average of 10.4 weeks per new claim. To date there have been 15,374 TDI initial claims filed.

Temporary Caregiver Insurance – Of the 981 TDI initial claims, 194 (19.8%) were TCI Claims. This week 417 TCI payments were issued totaling \$203,421. The average weekly TCI payment was \$488. Of the 15,374 TDI claims filed in 2017, 3,308 or 21.5% were TCI claims.

	Initial Claims			Continued Claims	TOTAL - Initial and Continued Claims			
	Total	New	Additional		Current Week	Previous Week	Year Ago	Two Years Ago
Total - All programs*	928	569	359	10,984	11,912	11,955	12,117	12,739
UI Claims	839	493	346	10,428	11,267	11,167	11,299	12,109
Change from:								
Previous Week	-1,383	-361	-1,022	1,483	100			
Year Ago	3	-35	38	-35	-32			
Two Years Ago	41	47	-6	-883	-842			
Interstate-Liable	25	17	8	349	374	360	493	415
Workshare	64	59	5	207	271	428	325	215
Workshare Equivalency	8	7	1	44	52	113	119	49
UI Exhaustions	-	.	-	163	163	151	163	224
TDI Claims (Includes TCI)	981	753	228	6,906	7,887	7,949	8,557	7,668
Change from:								
Previous Week	94	77	17	-156	-62			
Year Ago	266	206	60	-936	-670			

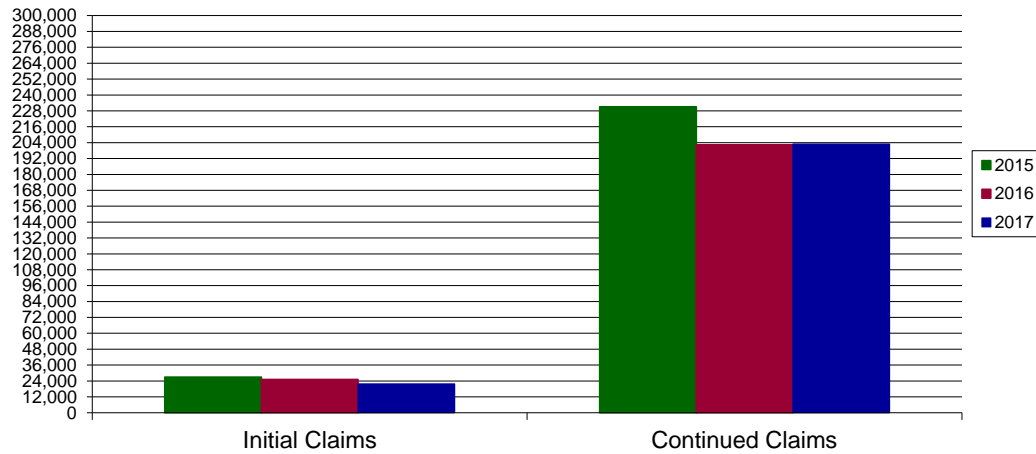
* Includes UI, Workshare & Interstate Liable.

Equal Opportunity Employer / Program / Auxiliary aids and services available upon request to individuals with disabilities / TTY via RI Relay 711.

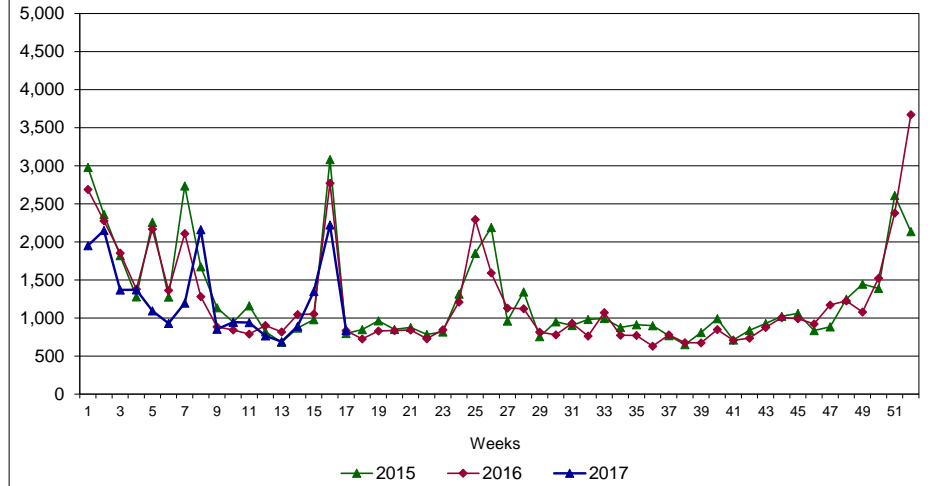
Rhode Island Department of Labor and Training

April 29, 2017

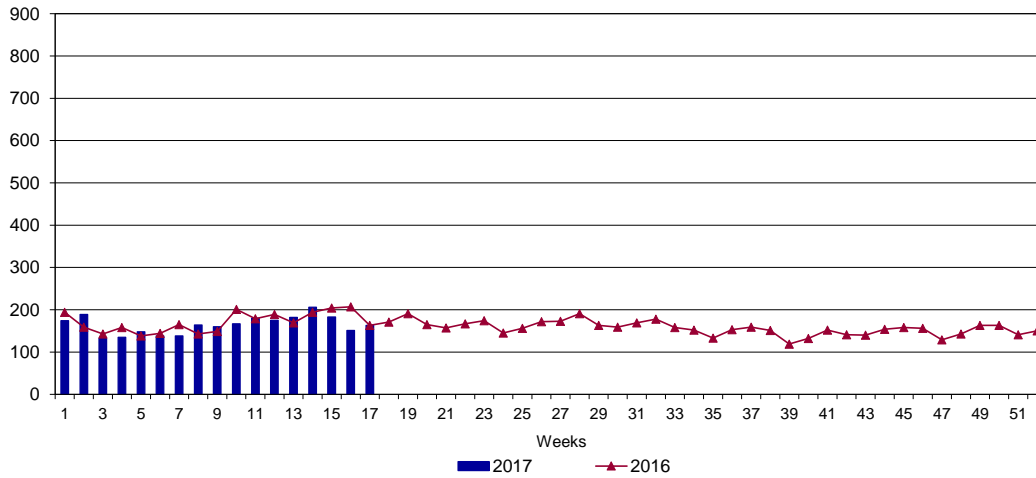
UI Claims Comparison Year to Date



UI Initial Claims 2015 - 2017



UI Exhaustions 2016 - 2017



TDI Claims Comparison Year to Date

