



## Rhode Island Department of Labor and Training

# *Weekly Update of Claims Activity*

*Week Ending: May 6, 2017*

### ***Unemployment Insurance***

**Initial Claims** – 736 initial claims were processed during the week ending 5/6/17, a decrease of 103 from the previous week, and an increase of 11 from a year ago. The number of initial claims filed to date is down 12.9 percent from last year and down 19.0 percent from two years ago.

**Continued Claims** – 8,130 continued claims were processed during the week of 5/6/17, a decrease of 2,298 from the previous week and a decrease of 354 from a year ago. The number of continued claims filed to date is up 0.1 percent from last year and down 12.1 percent from two years ago.

**Workshare** – gives employers an alternative to layoffs by allowing employees to work reduced hours and collect a percentage of regular UI benefits to compensate for lost pay. This week, 17 initial claims and 384 continued claims were processed. An estimated 3 layoffs were prevented this week, as a result of Workshare.

**Exhaustions** – 160 individuals exhausted their regular payments this week, a decrease 3 of from the previous week and a decrease of 11 from a year ago.

### ***Temporary Disability Insurance***

**Temporary Disability Insurance** – 902 initial claims and 7,111 continued claims were processed for Temporary Disability Insurance. The average weekly TDI payment is \$494 per week. Rhode Island is currently paying an average of 10.4 weeks per new claim. To date there have been 16,276 TDI initial claims filed.

**Temporary Caregiver Insurance** – Of the 902 TDI initial claims, 207 (22.9%) were TCI Claims. This week 403 TCI payments were issued totaling \$200,113. The average weekly TCI payment was \$497. Of the 16,276 TDI claims filed in 2017, 3,515 or 21.6% were TCI claims.

	<b>Initial Claims</b>			<b>Continued Claims</b>	<b>TOTAL - Initial and Continued Claims</b>			
	<b>Total</b>	<b>New</b>	<b>Additional</b>		<b>Current Week</b>	<b>Previous Week</b>	<b>Year Ago</b>	<b>Two Years Ago</b>
<b>Total - All programs*</b>	777	554	223	8,843	9,620	11,912	10,288	10,199
<b>UI Claims</b>	736	521	215	8,130	8,866	11,267	9,209	9,658
Change from:								
Previous Week	-103	28	-131	-2,298	-2,401			
Year Ago	11	56	-45	-354	-343			
Two Years Ago	-113	-16	-97	-679	-792			
<b>Interstate-Liable</b>	24	16	8	329	353	374	499	404
<b>Workshare</b>	17	17	0	384	401	271	580	137
<b>Workshare Equivalency</b>	3	3	0	97	100	52	149	36
<b>UI Exhaustions</b>	-	.	-	160	160	163	171	182
<b>TDI Claims (Includes TCI)</b>	902	714	188	7,111	8,013	7,887	8,007	7,615
Change from:								
Previous Week	-79	-39	-40	205	126			
Year Ago	179	165	14	-173	6			

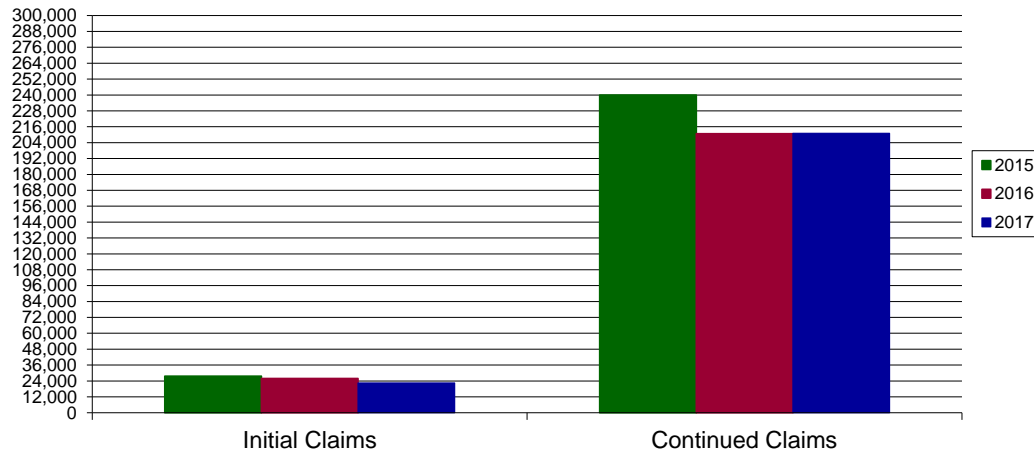
\* Includes UI, Workshare & Interstate Liable.

Equal Opportunity Employer / Program / Auxiliary aids and services available upon request to individuals with disabilities / TTY via RI Relay 711.

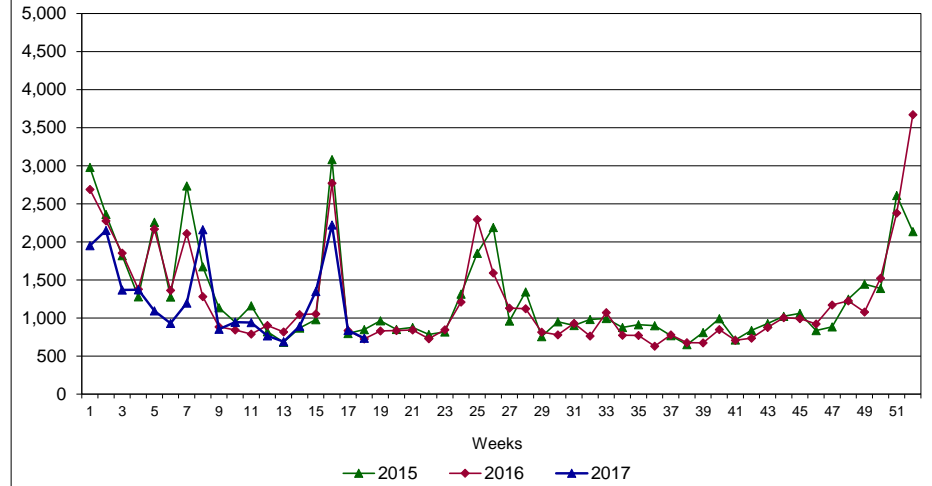
# Rhode Island Department of Labor and Training

## May 6, 2017

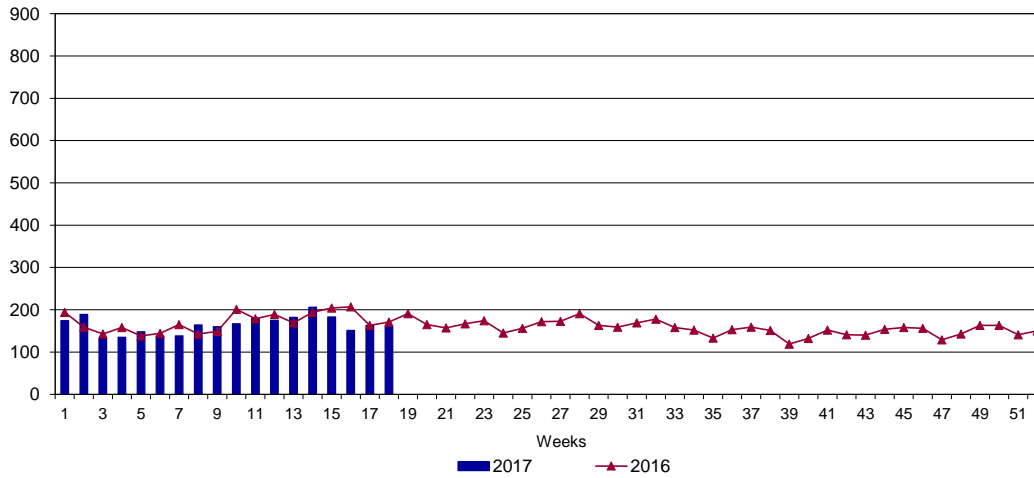
### UI Claims Comparison Year to Date



### UI Initial Claims 2015 - 2017



### UI Exhaustions 2016 - 2017



### TDI Claims Comparison Year to Date

