



## *Rhode Island Department of Labor and Training*

# *Weekly Update of Claims Activity*

*Week Ending: May 13, 2017*

### ***Unemployment Insurance***

**Initial Claims** – 699 initial claims were processed during the week ending 5/13/17, a decrease of 37 from the previous week, and a decrease of 130 from a year ago. The number of initial claims filed to date is down 13.0 percent from last year and down 19.2 percent from two years ago.

**Continued Claims** – 7,722 continued claims were processed during the week of 5/13/17, a decrease of 408 from the previous week and a decrease of 507 from a year ago. The number of continued claims filed to date is down 0.1 percent from last year and down 11.9 percent from two years ago.

**Workshare** – gives employers an alternative to layoffs by allowing employees to work reduced hours and collect a percentage of regular UI benefits to compensate for lost pay. This week, 31 initial claims and 254 continued claims were processed. An estimated 8 layoffs were prevented this week, as a result of Workshare.

**Exhaustions** – 176 individuals exhausted their regular payments this week, an increase 16 of from the previous week and a decrease of 15 from a year ago.

### ***Temporary Disability Insurance***

**Temporary Disability Insurance** – 847 initial claims and 6,672 continued claims were processed for Temporary Disability Insurance. The average weekly TDI payment is \$496 per week. Rhode Island is currently paying an average of 10.4 weeks per new claim. To date there have been 17,123 TDI initial claims filed.

**Temporary Caregiver Insurance** – Of the 847 TDI initial claims, 226 (26.7%) were TCI Claims. This week 421 TCI payments were issued totaling \$216,512. The average weekly TCI payment was \$514. Of the 17,123 TDI claims filed in 2017, 3,741 or 21.8% were TCI claims.

	<b>Initial Claims</b>			<b>Continued Claims</b>	<b>TOTAL - Initial and Continued Claims</b>			
	<b>Total</b>	<b>New</b>	<b>Additional</b>		<b>Current Week</b>	<b>Previous Week</b>	<b>Year Ago</b>	<b>Two Years Ago</b>
<b>Total - All programs*</b>	749	493	256	8,293	9,042	9,620	10,026	10,182
<b>UI Claims</b>	699	456	243	7,722	8,421	8,866	9,058	9,314
Change from:								
Previous Week	-37	-65	28	-408	-445			
Year Ago	-130	-59	-71	-507	-637			
Two Years Ago	-264	-58	-206	-629	-893			
<b>Interstate-Liable</b>	19	6	13	317	336	353	476	419
<b>Workshare</b>	31	31	0	254	285	401	492	449
<b>Workshare Equivalency</b>	8	8	0	64	72	100	149	91
<b>UI Exhaustions</b>	-	.	-	176	176	160	191	232
<b>TDI Claims (Includes TCI)</b>	847	663	184	6,672	7,519	8,013	7,804	7,671
Change from:								
Previous Week	-55	-51	-4	-439	-494			
Year Ago	-208	-148	-60	-77	-285			

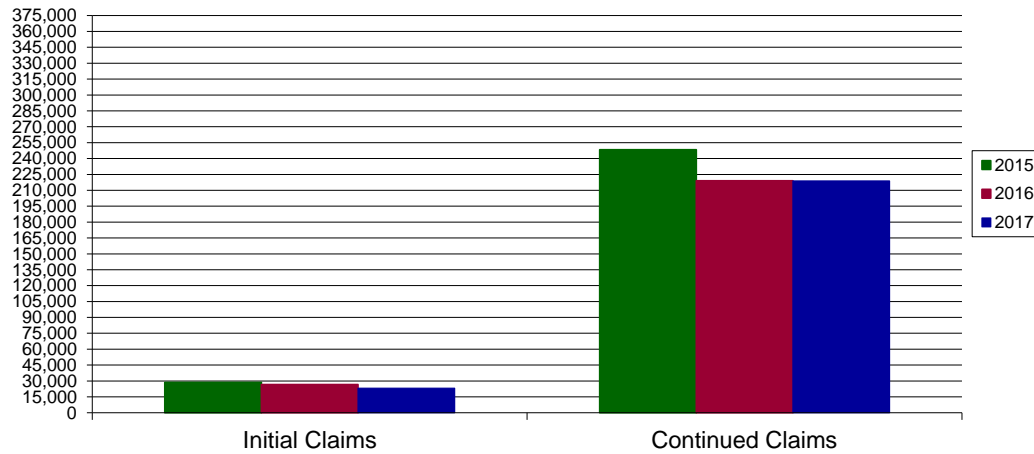
\* Includes UI, Workshare & Interstate Liable.

Equal Opportunity Employer / Program / Auxiliary aids and services available upon request to individuals with disabilities / TTY via RI Relay 711.

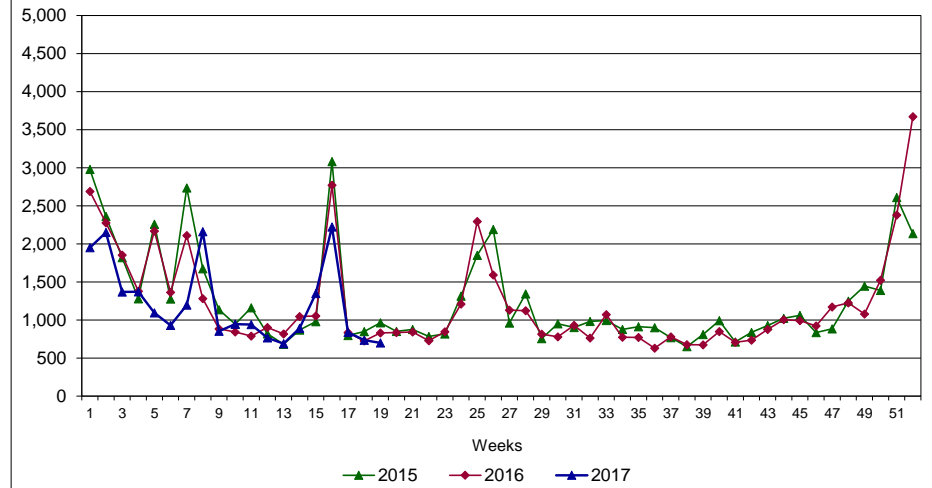
# Rhode Island Department of Labor and Training

## May 13, 2017

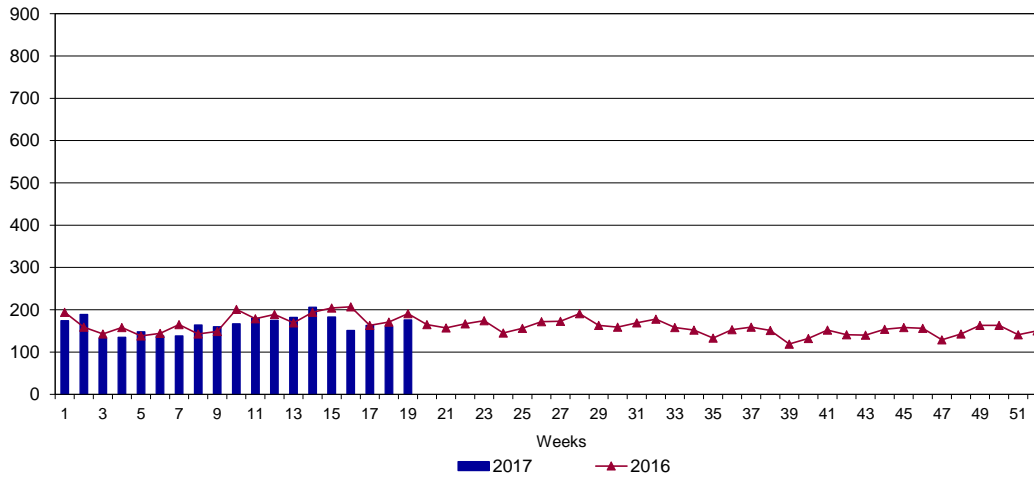
### UI Claims Comparison Year to Date



### UI Initial Claims 2015 - 2017



### UI Exhaustions 2016 - 2017



### TDI Claims Comparison Year to Date

