



Rhode Island Department of Labor and Training

Weekly Update of Claims Activity

Week Ending: May 20, 2017

Unemployment Insurance

Initial Claims – 829 initial claims were processed during the week ending 5/20/17, an increase of 130 from the previous week, and a decrease of 5 from a year ago. The number of initial claims filed to date is down 12.7 percent from last year and down 18.8 percent from two years ago.

Continued Claims – 7,387 continued claims were processed during the week of 5/20/17, a decrease of 335 from the previous week and a decrease of 365 from a year ago. The number of continued claims filed to date is down 0.3 percent from last year and down 11.9 percent from two years ago.

Workshare – gives employers an alternative to layoffs by allowing employees to work reduced hours and collect a percentage of regular UI benefits to compensate for lost pay. This week, 27 initial claims and 536 continued claims were processed. An estimated 6 layoffs were prevented this week, as a result of Workshare.

Exhaustions – 170 individuals exhausted their regular payments this week, a decrease 6 of from the previous week and an increase of 5 from a year ago.

Temporary Disability Insurance

Temporary Disability Insurance – 1,006 initial claims and 7,163 continued claims were processed for Temporary Disability Insurance. The average weekly TDI payment is \$486 per week. Rhode Island is currently paying an average of 10.4 weeks per new claim. To date there have been 18,129 TDI initial claims filed.

Temporary Caregiver Insurance – Of the 1,006 TDI initial claims, 227 (22.6%) were TCI Claims. This week 488 TCI payments were issued totaling \$256,345. The average weekly TCI payment was \$525. Of the 18,129 TDI claims filed in 2017, 3,968 or 21.9% were TCI claims.

	Initial Claims			Continued Claims	TOTAL - Initial and Continued Claims			
	Total	New	Additional		Current Week	Previous Week	Year Ago	Two Years Ago
Total - All programs*	880	521	359	8,236	9,116	9,042	9,575	9,715
UI Claims	829	484	345	7,387	8,216	8,421	8,586	9,098
Change from:								
Previous Week	130	28	102	-335	-205			
Year Ago	-5	-26	21	-365	-370			
Two Years Ago	-21	3	-24	-861	-882			
Interstate-Liable	24	10	14	313	337	336	423	388
Workshare	27	27	0	536	563	285	566	229
Workshare Equivalency	6	6	0	128	134	72	141	61
UI Exhaustions	-	.	-	170	170	176	165	225
TDI Claims (Includes TCI)	1,006	773	233	7,163	8,169	7,519	8,371	7,604
Change from:								
Previous Week	159	110	49	491	650			
Year Ago	62	49	13	-264	-202			

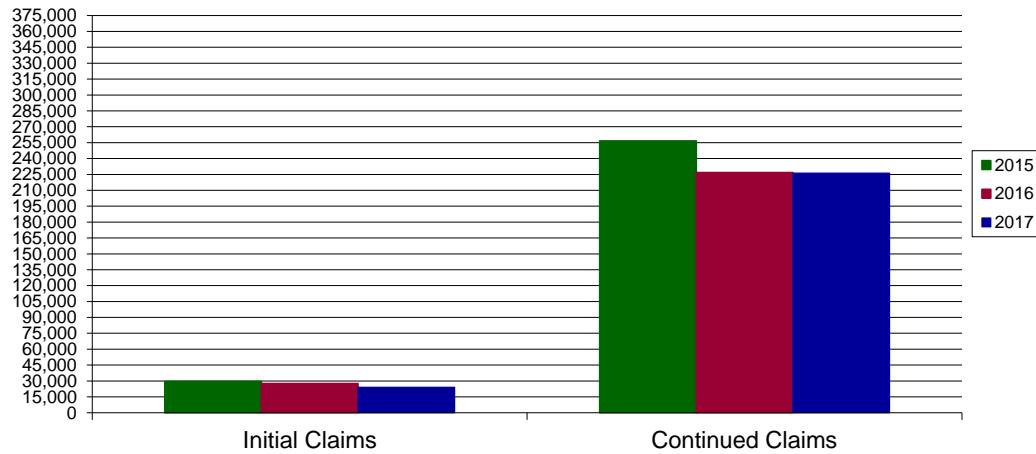
* Includes UI, Workshare & Interstate Liable.

Equal Opportunity Employer / Program / Auxiliary aids and services available upon request to individuals with disabilities / TTY via RI Relay 711.

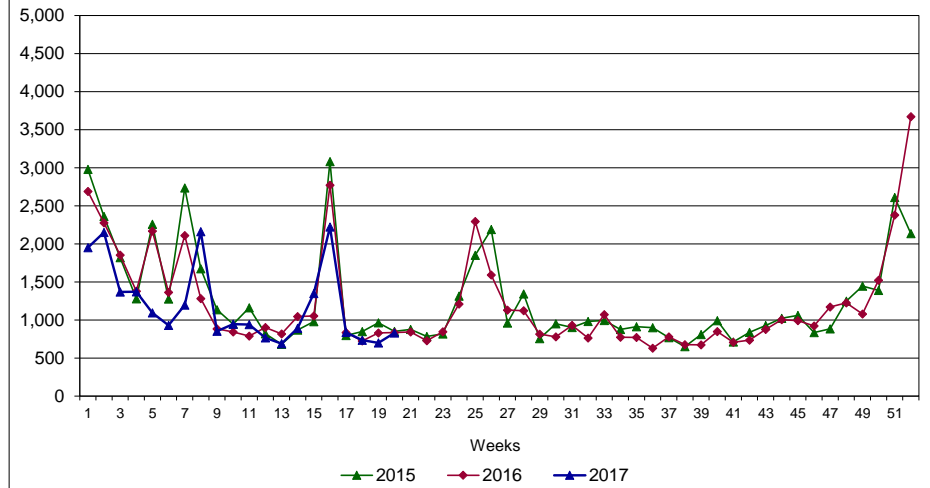
Rhode Island Department of Labor and Training

May 20, 2017

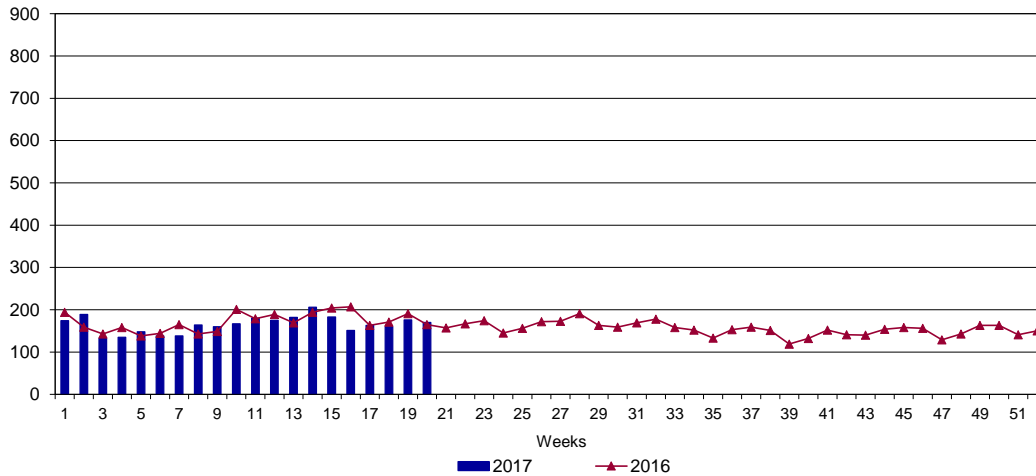
UI Claims Comparison Year to Date



UI Initial Claims 2015 - 2017



UI Exhaustions 2016 - 2017



TDI Claims Comparison Year to Date

