



## *Rhode Island Department of Labor and Training*

# *Weekly Update of Claims Activity*

*Week Ending: May 27, 2017*

### ***Unemployment Insurance***

**Initial Claims** – 972 initial claims were processed during the week ending 5/27/17, an increase of 143 from the previous week, and an increase of 129 from a year ago. The number of initial claims filed to date is down 11.8 percent from last year and down 17.9 percent from two years ago.

**Continued Claims** – 7,281 continued claims were processed during the week of 5/27/17, a decrease of 106 from the previous week and a decrease of 397 from a year ago. The number of continued claims filed to date is down 0.4 percent from last year and down 11.8 percent from two years ago.

**Workshare** – gives employers an alternative to layoffs by allowing employees to work reduced hours and collect a percentage of regular UI benefits to compensate for lost pay. This week, 2 initial claims and 283 continued claims were processed. An estimated 1 layoff was prevented this week, as a result of Workshare.

**Exhaustions** – 168 individuals exhausted their regular payments this week, a decrease 2 of from the previous week and an increase of 11 from a year ago.

### ***Temporary Disability Insurance***

**Temporary Disability Insurance** – 891 initial claims and 7,411 continued claims were processed for Temporary Disability Insurance. The average weekly TDI payment is \$492 per week. Rhode Island is currently paying an average of 10.4 weeks per new claim. To date there have been 19,020 TDI initial claims filed.

**Temporary Caregiver Insurance** – Of the 891 TDI initial claims, 172 (19.3%) were TCI Claims. This week 364 TCI payments were issued totaling \$188,154. The average weekly TCI payment was \$517. Of the 19,020 TDI claims filed in 2017, 4,140 or 21.8% were TCI claims.

	<b>Initial Claims</b>			<b>Continued Claims</b>	<b>TOTAL - Initial and Continued Claims</b>			
	<b>Total</b>	<b>New</b>	<b>Additional</b>		<b>Current Week</b>	<b>Previous Week</b>	<b>Year Ago</b>	<b>Two Years Ago</b>
<b>Total - All programs*</b>	1,002	638	364	7,878	8,880	9,116	9,292	9,931
<b>UI Claims</b>	972	620	352	7,281	8,253	8,216	8,521	8,878
Change from:								
Previous Week	143	136	7	-106	37			
Year Ago	129	77	52	-397	-268			
Two Years Ago	95	59	36	-720	-625			
<b>Interstate-Liable</b>	28	16	12	314	342	337	408	374
<b>Workshare</b>	2	2	0	283	285	563	363	679
<b>Workshare Equivalency</b>	1	1	0	64	65	134	113	151
<b>UI Exhaustions</b>	-	.	-	168	168	170	157	204
<b>TDI Claims (Includes TCI)</b>	891	676	215	7,411	8,302	8,169	8,015	7,771
Change from:								
Previous Week	-115	-97	-18	248	133			
Year Ago	-13	-19	6	300	287			

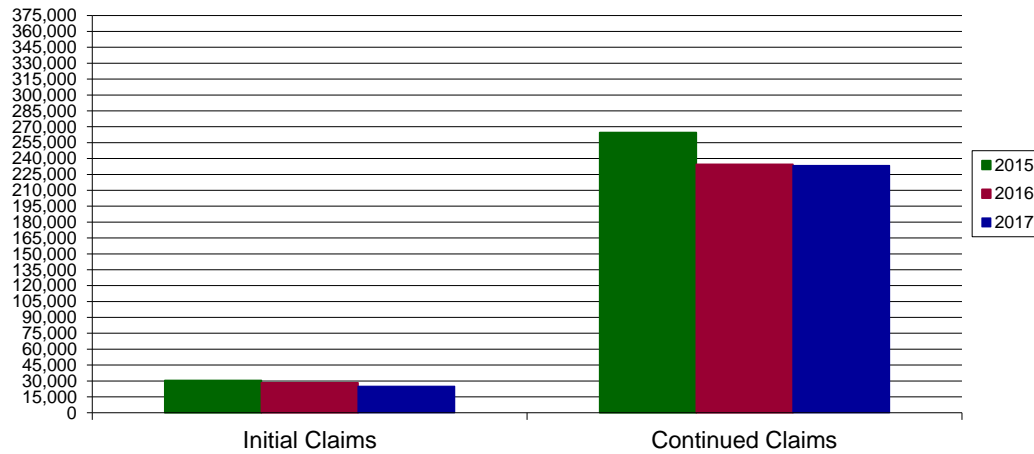
\* Includes UI, Workshare & Interstate Liable.

Equal Opportunity Employer / Program / Auxiliary aids and services available upon request to individuals with disabilities / TTY via RI Relay 711

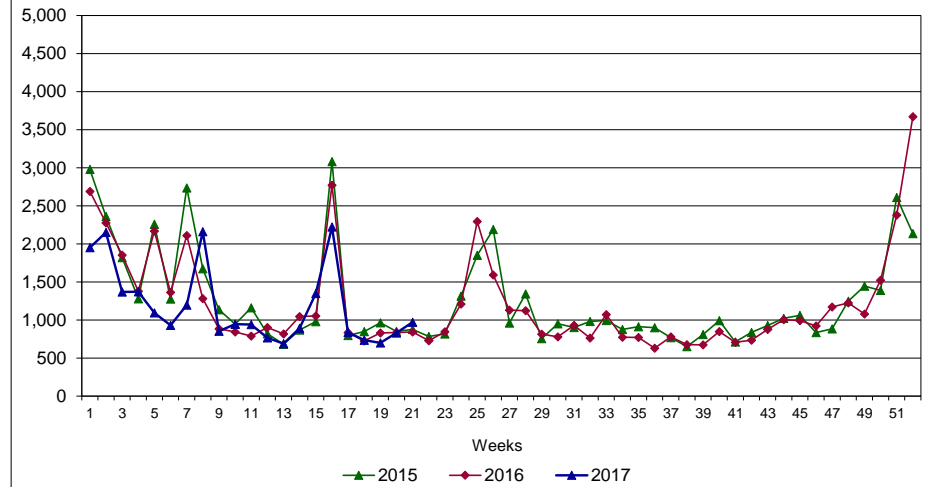
# Rhode Island Department of Labor and Training

## May 27, 2017

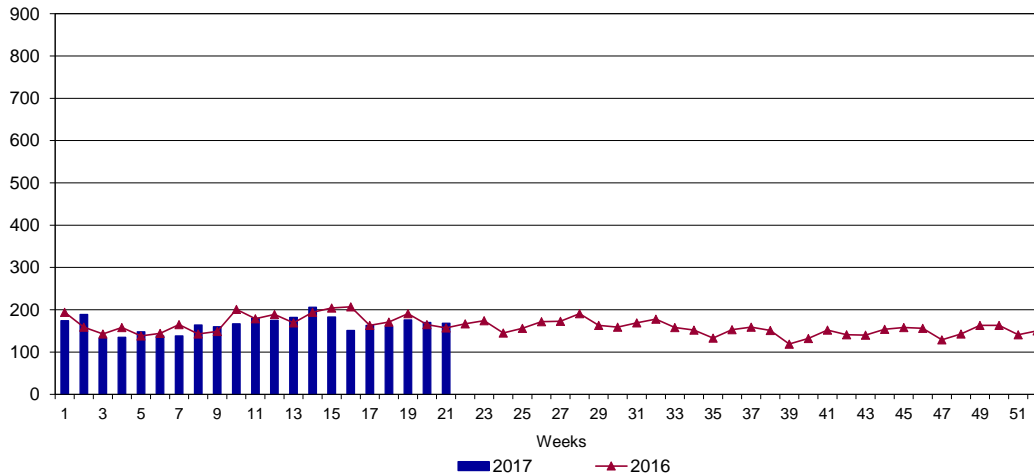
### UI Claims Comparison Year to Date



### UI Initial Claims 2015 - 2017



### UI Exhaustions 2016 - 2017



### TDI Claims Comparison Year to Date

