



Rhode Island Department of Labor and Training

Weekly Update of Claims Activity

Week Ending: June 17, 2017

Unemployment Insurance

Initial Claims – 862 initial claims were processed during the week ending 6/17/17, an increase of 98 from the previous week, and a decrease of 348 from a year ago. The number of initial claims filed to date is down 12.3 percent from last year and down 18.1 percent from two years ago.

Continued Claims – 7,115 continued claims were processed during the week of 6/17/17, a decrease of 158 from the previous week and a decrease of 179 from a year ago. The number of continued claims filed to date is down 0.6 percent from last year and down 11.4 percent from two years ago.

Workshare – gives employers an alternative to layoffs by allowing employees to work reduced hours and collect a percentage of regular UI benefits to compensate for lost pay. This week, 8 initial claims and 416 continued claims were processed. An estimated 2 layoffs were prevented this week, as a result of Workshare.

Exhaustions – 180 individuals exhausted their regular payments this week, an increase 27 of from the previous week and an increase of 35 from a year ago.

Temporary Disability Insurance

Temporary Disability Insurance – 1,003 initial claims and 7,727 continued claims were processed for Temporary Disability Insurance. The average weekly TDI payment is \$485 per week. Rhode Island is currently paying an average of 10.4 weeks per new claim. To date there have been 21,738 TDI initial claims filed.

Temporary Caregiver Insurance – Of the 1,003 TDI initial claims, 181 (18.0%) were TCI Claims. This week 405 TCI payments were issued totaling \$214,073. The average weekly TCI payment was \$529. Of the 21,738 TDI claims filed in 2017, 4,728 or 21.7% were TCI claims.

	Initial Claims			Continued Claims	TOTAL - Initial and Continued Claims			
	Total	New	Additional		Current Week	Previous Week	Year Ago	Two Years Ago
Total - All programs*	891	535	356	7,858	8,749	8,607	9,415	9,811
UI Claims	862	516	346	7,115	7,977	8,037	8,504	9,074
Change from:								
Previous Week	98	17	81	-158	-60			
Year Ago	-348	-111	-237	-179	-527			
Two Years Ago	-452	-261	-191	-645	-1,097			
Interstate-Liable	21	15	6	327	348	344	432	404
Workshare	8	4	4	416	424	226	479	333
Workshare Equivalency	2	1	1	94	96	53	112	81
UI Exhaustions	-	.	-	180	180	153	145	194
TDI Claims (Includes TCI)	1,003	759	244	7,727	8,730	8,372	7,868	8,618
Change from:								
Previous Week	11	-12	23	347	358			
Year Ago	-75	-62	-13	937	862			

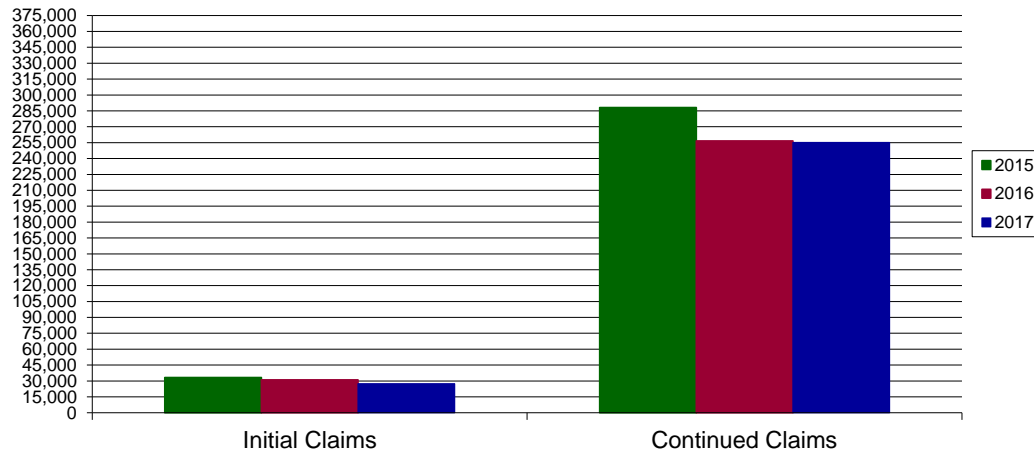
* Includes UI, Workshare & Interstate Liable.

Equal Opportunity Employer / Program / Auxiliary aids and services available upon request to individuals with disabilities / TTY via RI Relay 711.

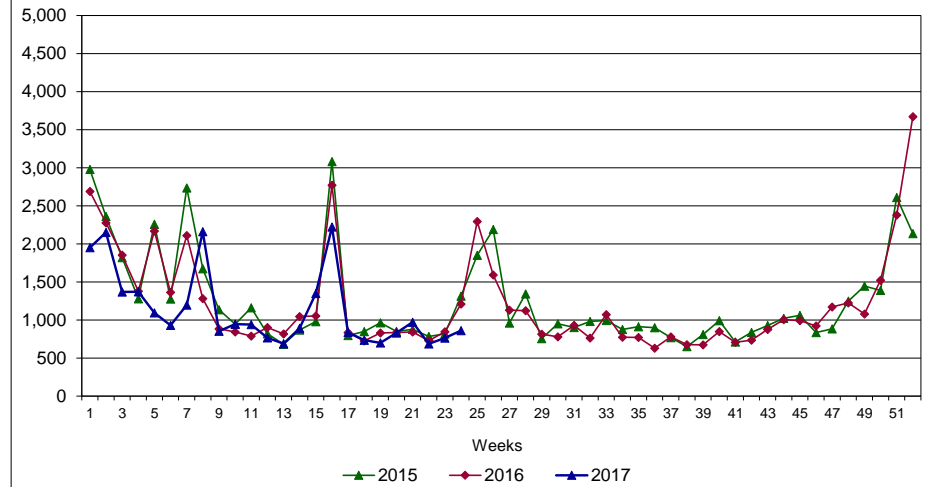
Rhode Island Department of Labor and Training

June 17, 2017

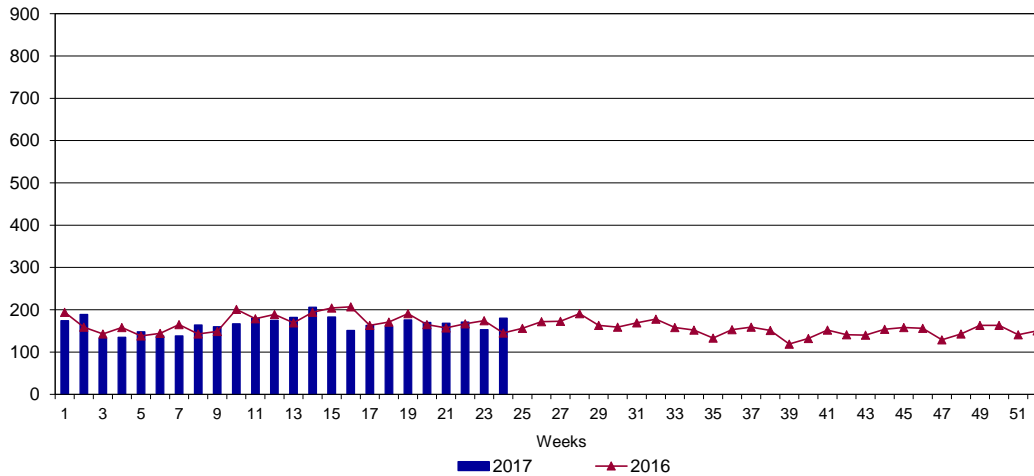
UI Claims Comparison Year to Date



UI Initial Claims 2015 - 2017



UI Exhaustions 2016 - 2017



TDI Claims Comparison Year to Date

