



Rhode Island Department of Labor and Training

Weekly Update of Claims Activity

Week Ending: July 29, 2017

Unemployment Insurance

Initial Claims – 618 initial claims were processed during the week ending 7/29/17, a decrease of 205 from the previous week, and an increase of 162 from a year ago. The number of initial claims filed to date is down 9.7 percent from last year and down 15.2 percent from two years ago.

Continued Claims – 9,267 continued claims were processed during the week of 7/29/17, a decrease of 348 from the previous week and a decrease of 368 from a year ago. The number of continued claims filed to date is down 1.1 percent from last year and down 10.7 percent from two years ago.

Workshare – gives employers an alternative to layoffs by allowing employees to work reduced hours and collect a percentage of regular UI benefits to compensate for lost pay. This week, 11 initial claims and 277 continued claims were processed. An estimated 2 layoffs were prevented this week, as a result of Workshare.

Exhaustions – 162 individuals exhausted their regular payments this week a decrease of 4 from the previous week and an increase of 3 from a year ago.

Temporary Disability Insurance

Temporary Disability Insurance – 994 initial claims and 7,580 continued claims were processed for Temporary Disability Insurance. The average weekly TDI payment is \$494 per week. Rhode Island is currently paying an average of 10.4 weeks per new claim. To date there have been 27,432 TDI initial claims filed.

Temporary Caregiver Insurance – Of the 994 TDI initial claims, 252 (25.4%) were TCI Claims. This week 521 TCI payments were issued totaling \$271,805. The average weekly TCI payment was \$522. Of the 27,432 TDI claims filed in 2017, 6,086 or 22.2% were TCI claims.

	Initial Claims			Continued Claims	TOTAL - Initial and Continued Claims			
	Total	New	Additional		Current Week	Previous Week	Year Ago	Two Years Ago
Total - All programs*	646	425	221	9,897	10,543	10,945	11,244	11,658
UI Claims	618	407	211	9,267	9,885	10,438	10,415	10,889
Change from:								
Previous Week	-205	-82	-123	-348	-553			
Year Ago	-162	-62	-100	-368	-530			
Two Years Ago	-332	-189	-143	-672	-1,004			
Interstate-Liable	17	7	10	353	370	389	442	385
Workshare	11	11	0	277	288	118	387	384
Workshare Equivalency	2	2	0	67	69	31	87	100
UI Exhaustions	-	.	-	162	162	166	159	146
TDI Claims (Includes TCI)	994	775	219	7,580	8,574	8,130	8,840	8,137
Change from:								
Previous Week	5	22	-17	439	444			
Year Ago	-154	-112	-42	-112	-266			

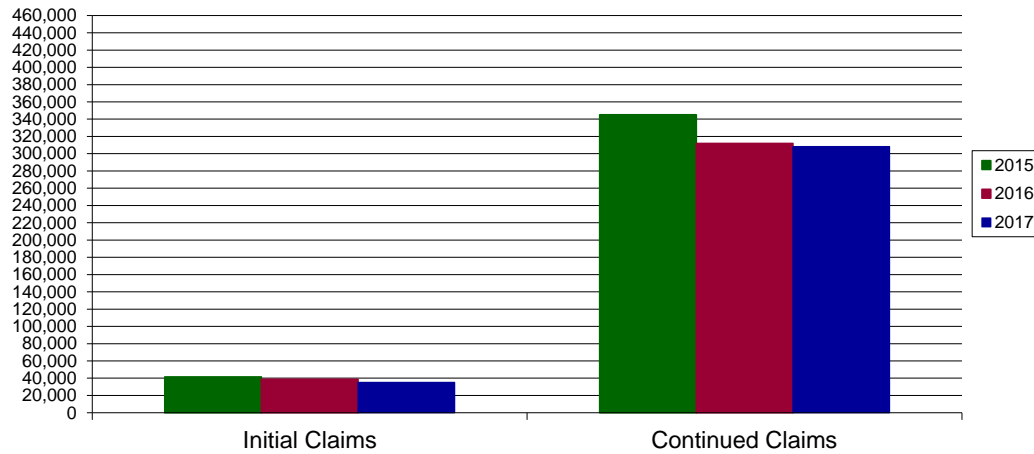
* Includes UI, Workshare & Interstate Liable.

Equal Opportunity Employer / Program / Auxiliary aids and services available upon request to individuals with disabilities / TTY via RI Relay 711.

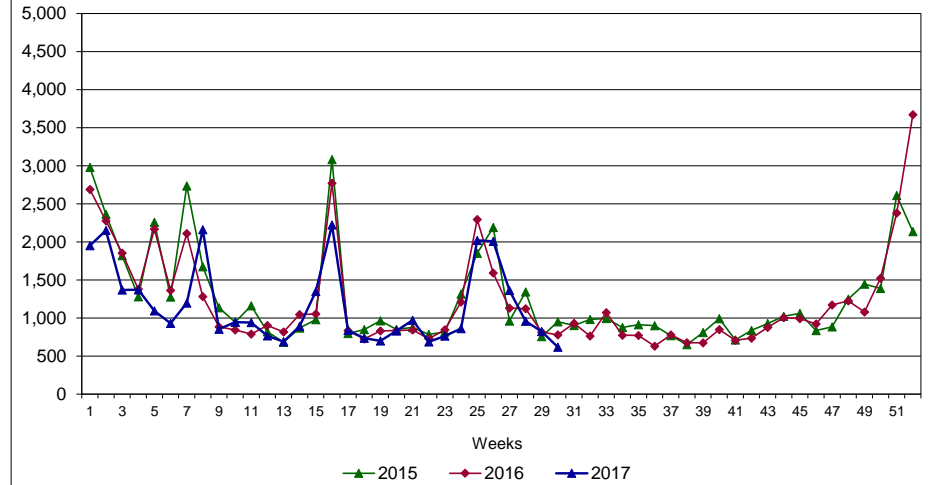
Rhode Island Department of Labor and Training

July 29, 2017

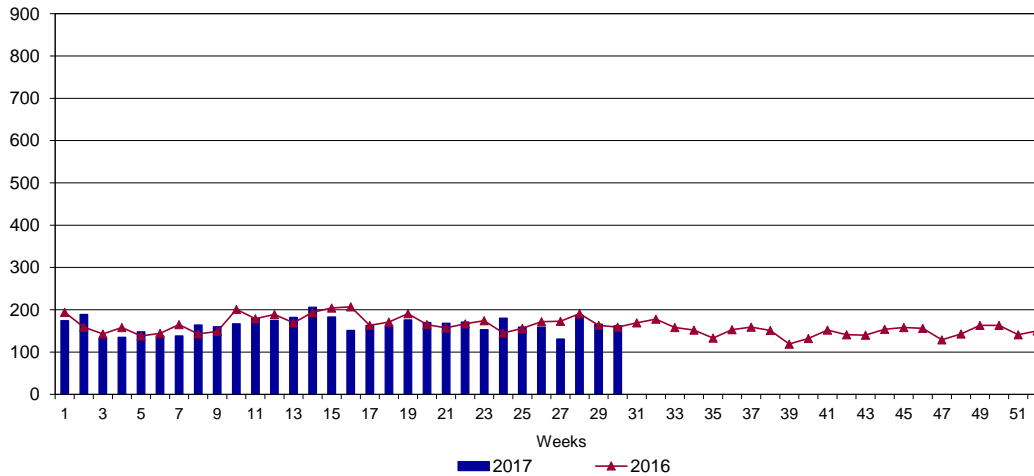
UI Claims Comparison Year to Date



UI Initial Claims 2015 - 2017



UI Exhaustions 2016 - 2017



TDI Claims Comparison Year to Date

