



Rhode Island Department of Labor and Training

Weekly Update of Claims Activity

Week Ending: August 5, 2017

Unemployment Insurance

Initial Claims – 857 initial claims were processed during the week ending 8/5/17, an increase of 239 from the previous week, and a decrease of 72 from a year ago. The number of initial claims filed to date is down 9.6 percent from last year and down 15.0 percent from two years ago.

Continued Claims – 9,068 continued claims were processed during the week of 8/5/17, a decrease of 199 from the previous week and a decrease of 336 from a year ago. The number of continued claims filed to date is down 1.2 percent from last year and down 10.6 percent from two years ago.

Workshare – gives employers an alternative to layoffs by allowing employees to work reduced hours and collect a percentage of regular UI benefits to compensate for lost pay. This week, 4 initial claims and 246 continued claims were processed. An estimated 1 layoff was prevented this week, as a result of Workshare.

Exhaustions – 171 individuals exhausted their regular payments this week an increase of 9 from the previous week and an increase of 2 from a year ago.

Temporary Disability Insurance

Temporary Disability Insurance – 1,018 initial claims and 7,306 continued claims were processed for Temporary Disability Insurance. The average weekly TDI payment is \$498 per week. Rhode Island is currently paying an average of 10.4 weeks per new claim. To date there have been 28,450 TDI initial claims filed.

Temporary Caregiver Insurance – Of the 1,018 TDI initial claims, 223 (21.9%) were TCI Claims. This week 462 TCI payments were issued totaling \$249,325. The average weekly TCI payment was \$540. Of the 28,450 TDI claims filed in 2017, 6,309 or 22.2% were TCI claims.

	Initial Claims			Continued Claims	TOTAL - Initial and Continued Claims			
	Total	New	Additional		Current Week	Previous Week	Year Ago	Two Years Ago
Total - All programs*	883	546	337	9,669	10,552	10,543	11,326	11,115
UI Claims	857	525	332	9,068	9,925	9,885	10,333	10,576
Change from:								
Previous Week	239	118	121	-199	40			
Year Ago	-72	-49	-23	-336	-408			
Two Years Ago	-46	5	-51	-605	-651			
Interstate-Liable	22	18	4	355	377	370	422	374
Workshare	4	3	1	246	250	288	571	165
Workshare Equivalency	1	1	0	66	67	69	151	39
UI Exhaustions	-	.	-	171	171	162	169	179
TDI Claims (Includes TCI)	1,018	766	252	7,306	8,324	8,574	8,290	8,234
Change from:								
Previous Week	24	-9	33	-274	-250			
Year Ago	87	53	34	-53	34			

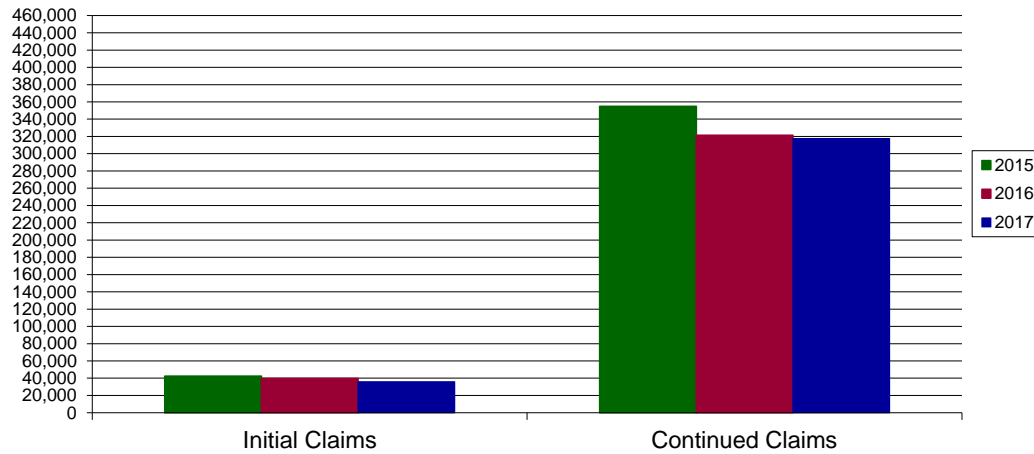
* Includes UI, Workshare & Interstate Liable.

Equal Opportunity Employer / Program / Auxiliary aids and services available upon request to individuals with disabilities / TTY via RI Relay 711.

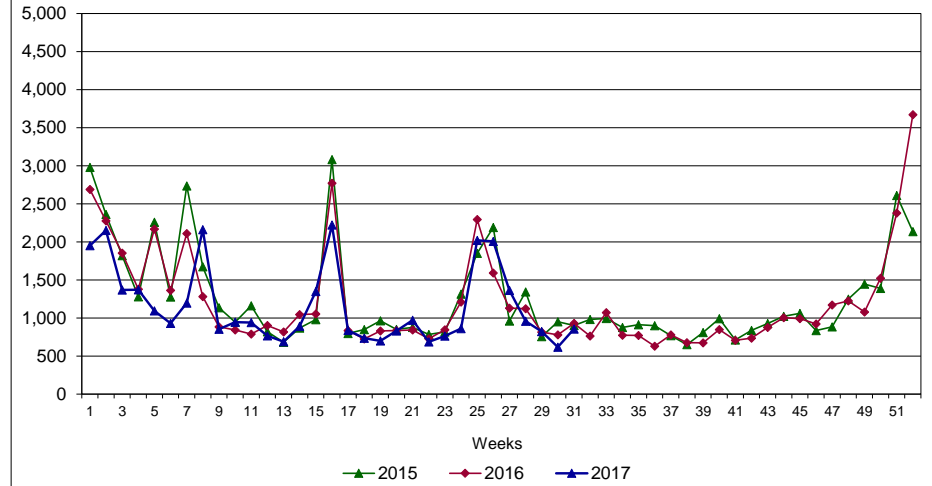
Rhode Island Department of Labor and Training

August 5, 2017

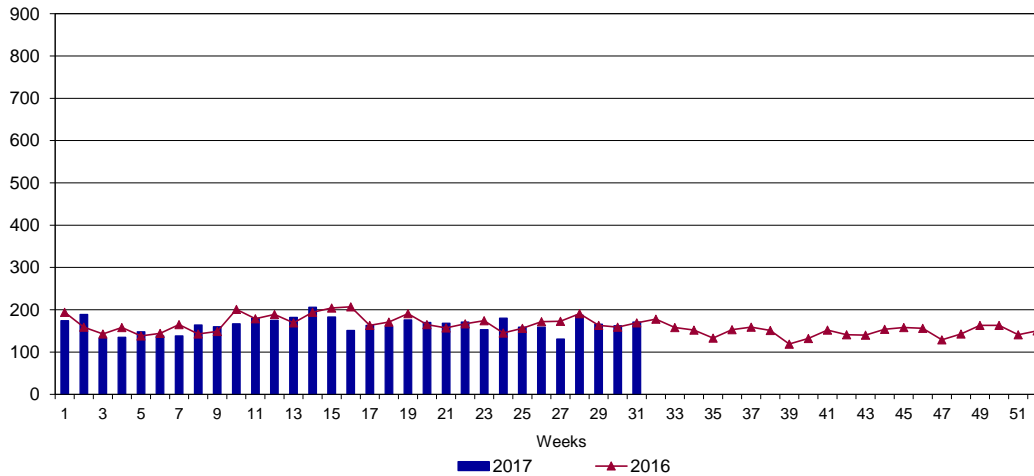
UI Claims Comparison Year to Date



UI Initial Claims 2015 - 2017



UI Exhaustions 2016 - 2017



TDI Claims Comparison Year to Date

