



## Rhode Island Department of Labor and Training

# *Weekly Update of Claims Activity*

*Week Ending: August 12, 2017*

### *Unemployment Insurance*

**Initial Claims** – 825 initial claims were processed during the week ending 8/12/17, a decrease of 32 from the previous week, and an increase of 62 from a year ago. The number of initial claims filed to date is down 9.3 percent from last year and down 15.0 percent from two years ago.

**Continued Claims** – 8,994 continued claims were processed during the week of 8/12/17, a decrease of 74 from the previous week and a decrease of 270 from a year ago. The number of continued claims filed to date is down 1.3 percent from last year and down 10.4 percent from two years ago.

**Workshare** – gives employers an alternative to layoffs by allowing employees to work reduced hours and collect a percentage of regular UI benefits to compensate for lost pay. This week, 1 initial claim and 328 continued claims were processed

**Exhaustions** – 138 individuals exhausted their regular payments this week a decrease of 33 from the previous week and a decrease of 40 from a year ago.

### *Temporary Disability Insurance*

**Temporary Disability Insurance** – 986 initial claims and 7,107 continued claims were processed for Temporary Disability Insurance. The average weekly TDI payment is \$496 per week. Rhode Island is currently paying an average of 10.4 weeks per new claim. To date there have been 29,436 TDI initial claims filed.

**Temporary Caregiver Insurance** – Of the 986 TDI initial claims, 230 (23.3%) were TCI Claims. This week 383 TCI payments were issued totaling \$203,974. The average weekly TCI payment was \$533. Of the 29,436 TDI claims filed in 2017, 6,539 or 22.2% were TCI claims.

	Initial Claims			Continued Claims	TOTAL - Initial and Continued Claims			
	Total	New	Additional		Current Week	Previous Week	Year Ago	Two Years Ago
<b>Total - All programs*</b>	853	500	353	9,661	10,514	10,552	10,721	11,403
<b>UI Claims</b>	825	487	338	8,994	9,819	9,925	10,027	10,552
Change from:								
Previous Week	-32	-38	6	-74	-106			
Year Ago	62	93	-31	-270	-208			
Two Years Ago	-157	-39	-118	-576	-733			
<b>Interstate-Liable</b>	27	12	15	339	366	377	400	401
<b>Workshare</b>	1	1	0	328	329	250	294	450
<b>Workshare Equivalency</b>	0	0	0	85	85	67	69	120
<b>UI Exhaustions</b>	-	.	-	138	138	171	178	166
<b>TDI Claims (Includes TCI)</b>	986	770	216	7,107	8,093	8,324	8,547	8,740
Change from:								
Previous Week	-32	4	-36	-199	-231			
Year Ago	-219	-176	-43	-235	-454			

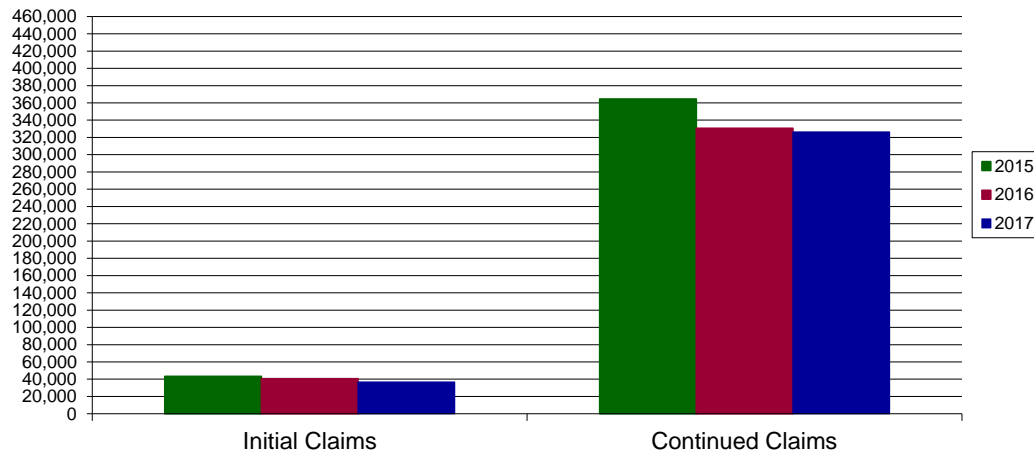
\* Includes UI, Workshare & Interstate Liable.

Equal Opportunity Employer / Program / Auxiliary aids and services available upon request to individuals with disabilities / TTY via RI Relay 711.

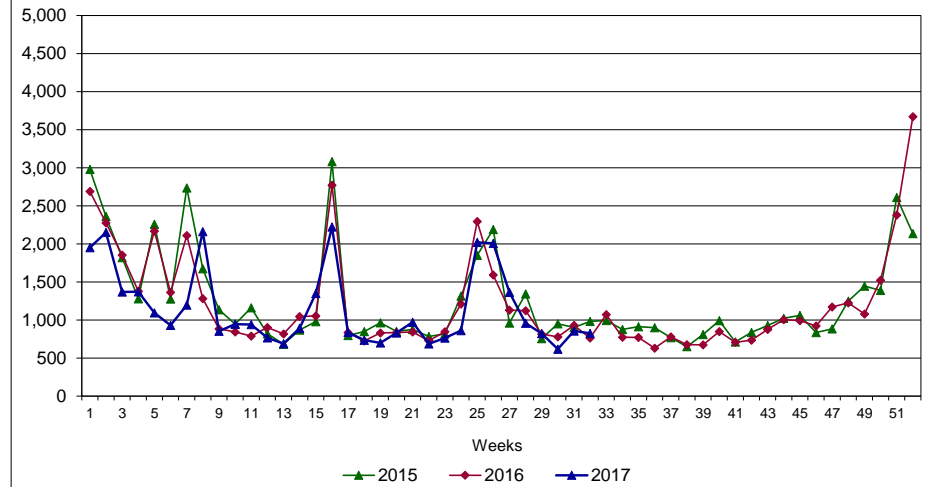
# Rhode Island Department of Labor and Training

## August 12, 2017

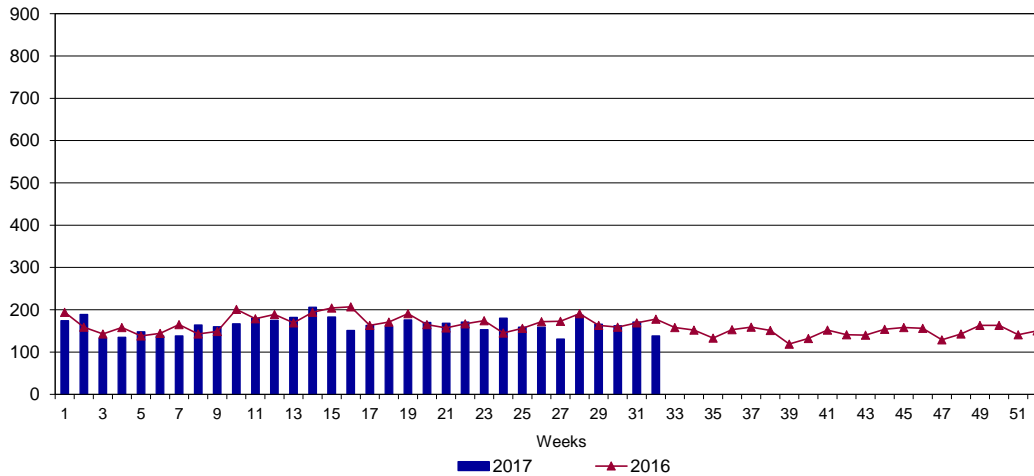
### UI Claims Comparison Year to Date



### UI Initial Claims 2015 - 2017



### UI Exhaustions 2016 - 2017



### TDI Claims Comparison Year to Date

