



Rhode Island Department of Labor and Training

Weekly Update of Claims Activity

Week Ending: August 19, 2017

Unemployment Insurance

Initial Claims – 792 initial claims were processed during the week ending 8/19/17, a decrease of 33 from the previous week, and a decrease of 280 from a year ago. The number of initial claims filed to date is down 9.7 percent from last year and down 15.2 percent from two years ago.

Continued Claims – 8,940 continued claims were processed during the week of 8/19/17, a decrease of 54 from the previous week and a decrease of 485 from a year ago. The number of continued claims filed to date is down 1.4 percent from last year and down 10.4 percent from two years ago.

Workshare – gives employers an alternative to layoffs by allowing employees to work reduced hours and collect a percentage of regular UI benefits to compensate for lost pay. This week, 11 initial claims and 179 continued claims were processed. An estimated 6 layoffs were prevented this week, as a result of Workshare.

Exhaustions – 151 individuals exhausted their regular payments this week an increase of 13 from the previous week and a decrease of 7 from a year ago.

Temporary Disability Insurance

Temporary Disability Insurance – 707 initial claims and 6,194 continued claims were processed for Temporary Disability Insurance. The average weekly TDI payment is \$487 per week. Rhode Island is currently paying an average of 10.4 weeks per new claim. To date there have been 30,143 TDI initial claims filed.

Temporary Caregiver Insurance – Of the 707 TDI initial claims, 223 (31.5%) were TCI Claims. This week 353 TCI payments were issued totaling \$194,853. The average weekly TCI payment was \$552. Of the 30,143 TDI claims filed in 2017, 6,762 or 22.4% were TCI claims.

	Initial Claims			Continued Claims	TOTAL - Initial and Continued Claims			
	Total	New	Additional		Current Week	Previous Week	Year Ago	Two Years Ago
Total - All programs*	829	435	394	9,483	10,312	10,514	11,373	11,703
UI Claims	792	402	390	8,940	9,732	9,819	10,497	11,009
Change from:								
Previous Week	-33	-85	52	-54	-87			
Year Ago	-280	-268	-12	-485	-765			
Two Years Ago	-201	-162	-39	-1,076	-1,277			
Interstate-Liable	26	22	4	364	390	366	430	419
Workshare	11	11	0	179	190	329	446	275
Workshare Equivalency	6	6	0	52	58	85	110	65
UI Exhaustions	-	.	-	151	151	138	158	194
TDI Claims (Includes TCI)	707	544	163	6,194	6,901	8,093	9,336	9,661
Change from:								
Previous Week	-279	-226	-53	-913	-1,192			
Year Ago	-75	-49	-26	-2,360	-2,435			

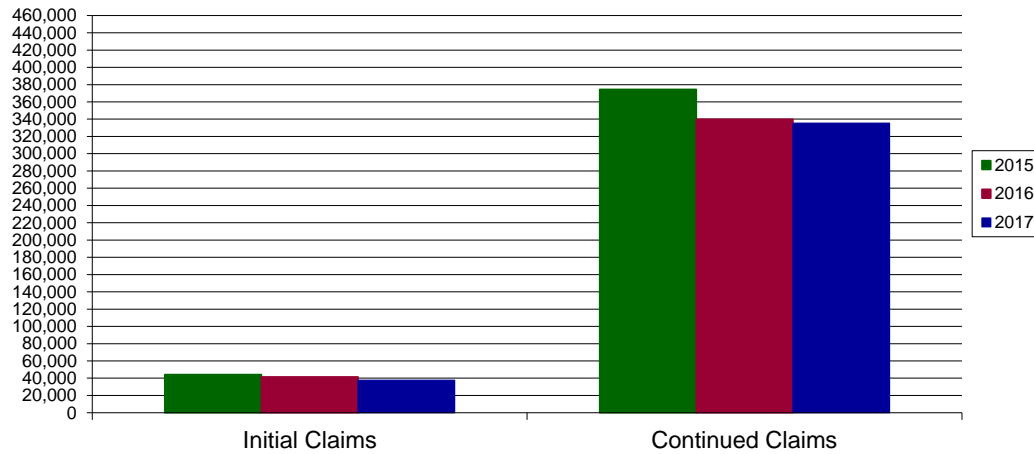
* Includes UI, Workshare & Interstate Liable.

Equal Opportunity Employer / Program / Auxiliary aids and services available upon request to individuals with disabilities / TTY via RI Relay 711.

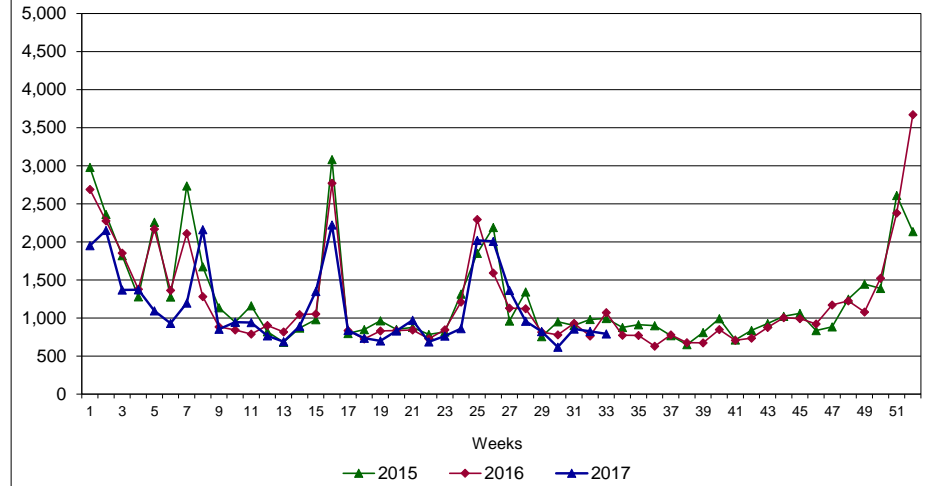
Rhode Island Department of Labor and Training

August 19, 2017

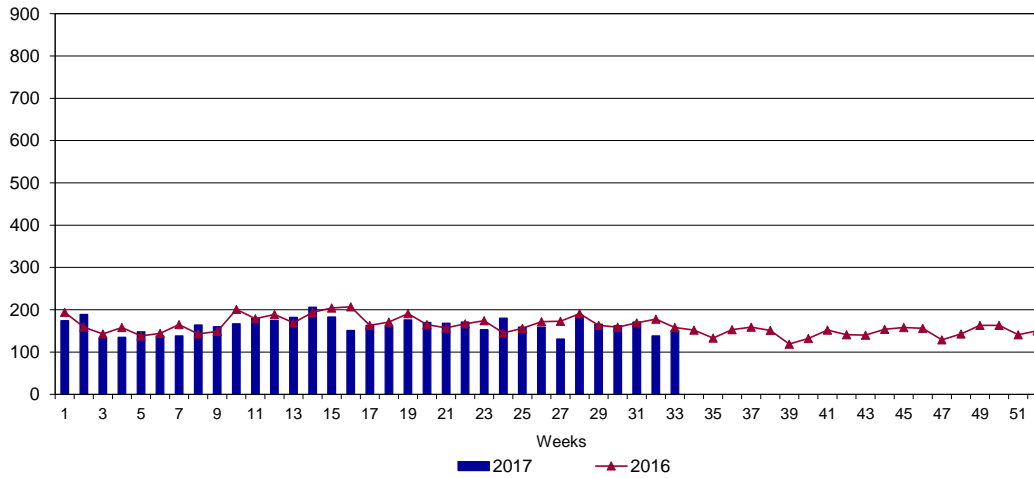
UI Claims Comparison Year to Date



UI Initial Claims 2015 - 2017



UI Exhaustions 2016 - 2017



TDI Claims Comparison Year to Date

