



Rhode Island Department of Labor and Training

Weekly Update of Claims Activity

Week Ending: August 26, 2017

Unemployment Insurance

Initial Claims – 756 initial claims were processed during the week ending 8/26/17, a decrease of 36 from the previous week, and a decrease of 19 from a year ago. The number of initial claims filed to date is down 9.6 percent from last year and down 15.1 percent from two years ago.

Continued Claims – 9,153 continued claims were processed during the week of 8/26/17, an increase of 213 from the previous week and a decrease of 302 from a year ago. The number of continued claims filed to date is down 1.4 percent from last year and down 10.4 percent from two years ago.

Workshare – gives employers an alternative to layoffs by allowing employees to work reduced hours and collect a percentage of regular UI benefits to compensate for lost pay. This week, 3 initial claims and 360 continued claims were processed.

Exhaustions – 134 individuals exhausted their regular payments this week a decrease of 17 from the previous week and a decrease of 28 from a year ago.

Temporary Disability Insurance

Temporary Disability Insurance – 1,024 initial claims and 7,873 continued claims were processed for Temporary Disability Insurance. The average weekly TDI payment is \$497 per week. Rhode Island is currently paying an average of 10.4 weeks per new claim. To date there have been 31,167 TDI initial claims filed.

Temporary Caregiver Insurance – Of the 1,024 TDI initial claims, 324 (31.6%) were TCI Claims. This week 686 TCI payments were issued totaling \$377,073. The average weekly TCI payment was \$550. Of the 31,167 TDI claims filed in 2017, 7,086 or 22.7% were TCI claims.

	Initial Claims			Continued Claims	TOTAL - Initial and Continued Claims			
	Total	New	Additional		Current Week	Previous Week	Year Ago	Two Years Ago
Total - All programs*	777	451	326	9,863	10,640	10,312	10,958	11,343
UI Claims	756	439	317	9,153	9,909	9,732	10,230	10,715
Change from:								
Previous Week	-36	37	-73	213	177			
Year Ago	-19	-30	11	-302	-321			
Two Years Ago	-120	-79	-41	-686	-806			
Interstate-Liable	18	11	7	350	368	390	419	412
Workshare	3	1	2	360	363	190	309	216
Workshare Equivalency	0	0	0	94	94	58	75	46
UI Exhaustions	-	.	-	134	134	151	152	162
TDI Claims (Includes TCI)	1,024	795	229	7,873	8,897	6,901	8,563	8,999
Change from:								
Previous Week	317	251	66	1,679	1,996			
Year Ago	135	114	21	199	334			

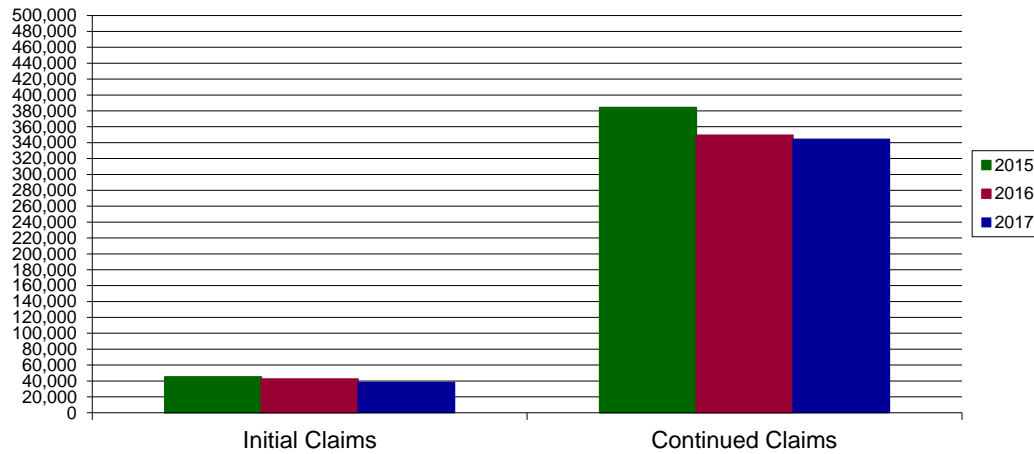
* Includes UI, Workshare & Interstate Liable.

Equal Opportunity Employer / Program / Auxiliary aids and services available upon request to individuals with disabilities / TTY via RI Relay 711.

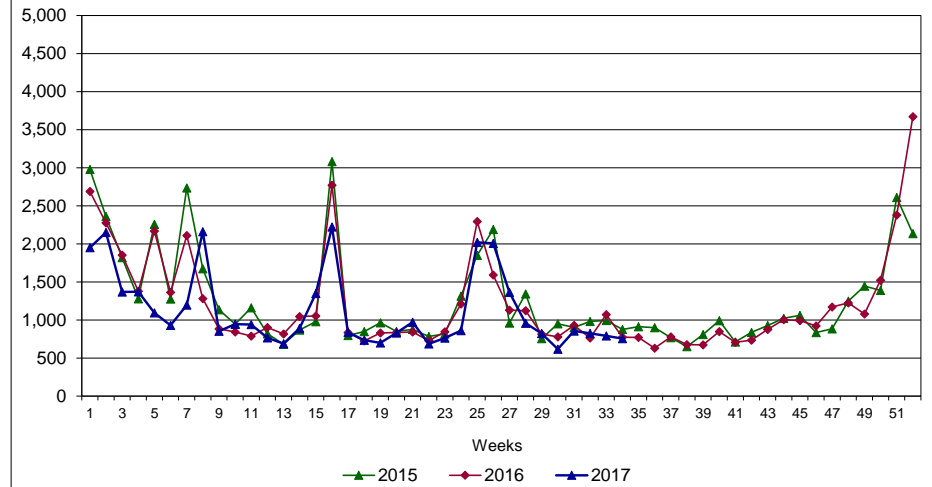
Rhode Island Department of Labor and Training

August 26, 2017

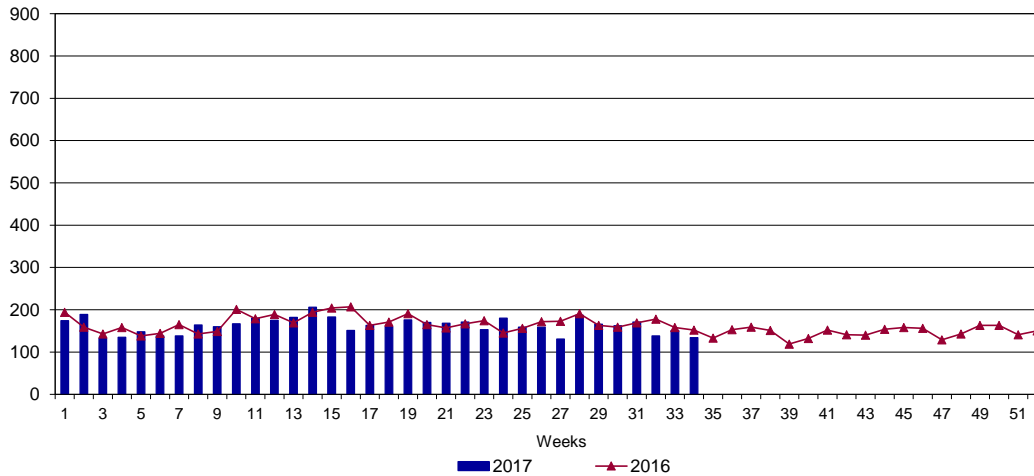
UI Claims Comparison Year to Date



UI Initial Claims 2015 - 2017



UI Exhaustions 2016 - 2017



TDI Claims Comparison Year to Date

