



Rhode Island Department of Labor and Training

Weekly Update of Claims Activity

Week Ending: September 2, 2017

Unemployment Insurance

Initial Claims – 749 initial claims were processed during the week ending 9/2/17, a decrease of 7 from the previous week, and a decrease of 22 from a year ago. The number of initial claims filed to date is down 9.5 percent from last year and down 15.2 percent from two years ago.

Continued Claims – 8,825 continued claims were processed during the week of 9/2/17, a decrease of 328 from the previous week and a decrease of 421 from a year ago. The number of continued claims filed to date is down 1.5 percent from last year and down 10.2 percent from two years ago.

Workshare – gives employers an alternative to layoffs by allowing employees to work reduced hours and collect a percentage of regular UI benefits to compensate for lost pay. This week, 31 initial claims and 160 continued claims were processed. An estimated 7 layoffs were prevented this week, as a result of Workshare.

Exhaustions – 125 individuals exhausted their regular payments this week a decrease of 9 from the previous week and a decrease of 8 from a year ago.

Temporary Disability Insurance

Temporary Disability Insurance – 908 initial claims and 7,481 continued claims were processed for Temporary Disability Insurance. The average weekly TDI payment is \$500 per week. Rhode Island is currently paying an average of 10.4 weeks per new claim. To date there have been 32,075 TDI initial claims filed.

Temporary Caregiver Insurance – Of the 908 TDI initial claims, 245 (27.0%) were TCI Claims. This week 456 TCI payments were issued totaling \$242,824. The average weekly TCI payment was \$533. Of the 32,075 TDI claims filed in 2017, 7,331 or 22.9% were TCI claims.

	Initial Claims			Continued Claims	TOTAL - Initial and Continued Claims			
	Total	New	Additional		Current Week	Previous Week	Year Ago	Two Years Ago
Total - All programs*	802	472	330	9,345	10,147	10,640	10,821	10,741
UI Claims	749	429	320	8,825	9,574	9,909	10,017	10,068
Change from:								
Previous Week	-7	-10	3	-328	-335			
Year Ago	-22	-42	20	-421	-443			
Two Years Ago	-164	-171	7	-330	-494			
Interstate-Liable	22	12	10	360	382	368	411	438
Workshare	31	31	0	160	191	363	393	235
Workshare Equivalency	7	7	0	49	56	94	98	65
UI Exhaustions	-	.	-	125	125	134	133	178
TDI Claims (Includes TCI)	908	693	215	7,481	8,389	8,897	8,820	9,083
Change from:								
Previous Week	-116	-102	-14	-392	-508			
Year Ago	-19	-5	-14	-412	-431			

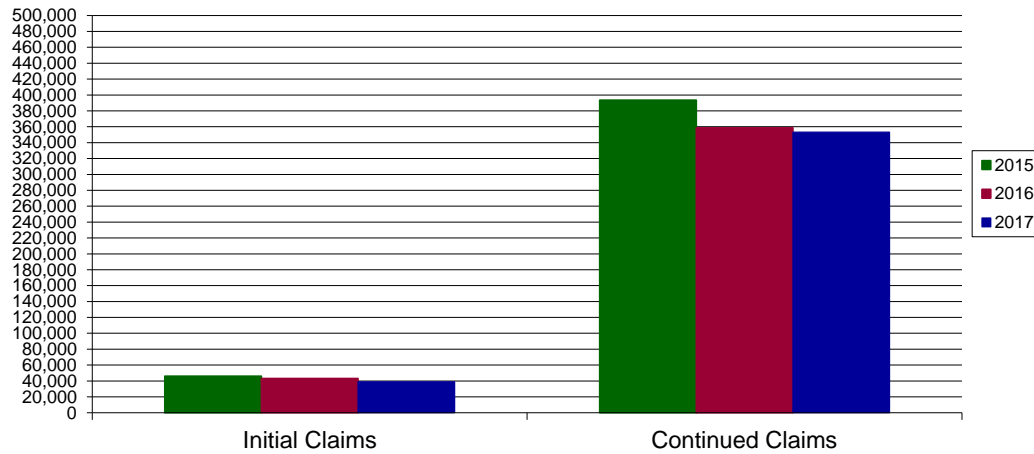
* Includes UI, Workshare & Interstate Liable.

Equal Opportunity Employer / Program / Auxiliary aids and services available upon request to individuals with disabilities / TTY via RI Relay 711.

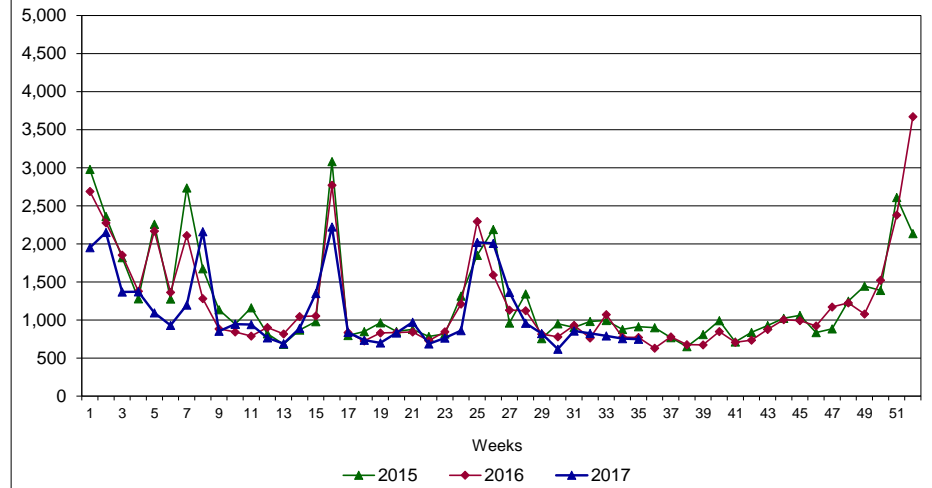
Rhode Island Department of Labor and Training

September 2, 2017

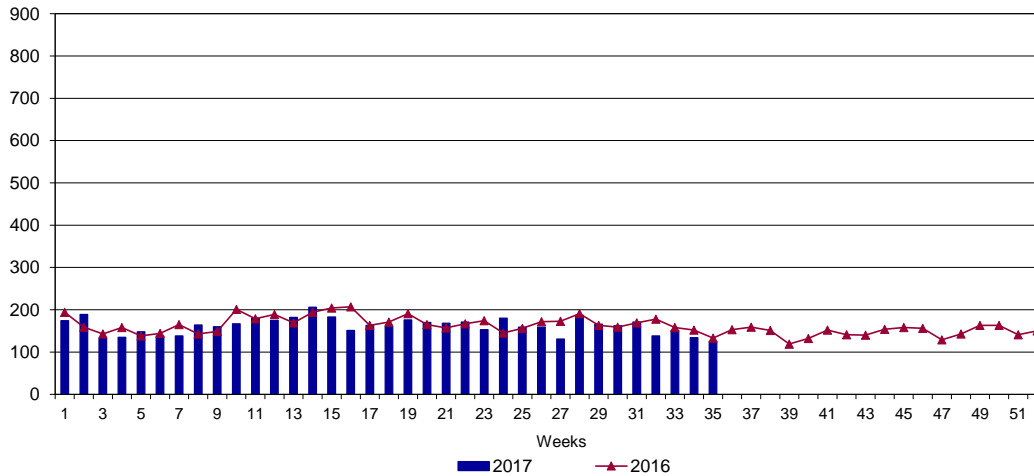
UI Claims Comparison Year to Date



UI Initial Claims 2015 - 2017



UI Exhaustions 2016 - 2017



TDI Claims Comparison Year to Date

