



## Rhode Island Department of Labor and Training

# *Weekly Update of Claims Activity*

*Week Ending: September 9, 2017*

### *Unemployment Insurance*

**Initial Claims** – 702 initial claims were processed during the week ending 9/9/17, a decrease of 47 from the previous week, and an increase of 72 from a year ago. The number of initial claims filed to date is down 9.2 percent from last year and down 15.3 percent from two years ago.

**Continued Claims** – 7,278 continued claims were processed during the week of 9/9/17, a decrease of 1,547 from the previous week and a decrease of 154 from a year ago. The number of continued claims filed to date is down 1.5 percent from last year and down 10.0 percent from two years ago.

**Workshare** – gives employers an alternative to layoffs by allowing employees to work reduced hours and collect a percentage of regular UI benefits to compensate for lost pay. This week, 13 initial claims and 349 continued claims were processed. An estimated 6 layoffs were prevented this week, as a result of Workshare.

**Exhaustions** – 161 individuals exhausted their regular payments this week an increase of 36 from the previous week and an increase of 8 from a year ago.

### *Temporary Disability Insurance*

**Temporary Disability Insurance** – 851 initial claims and 6,699 continued claims were processed for Temporary Disability Insurance. The average weekly TDI payment is \$494 per week. Rhode Island is currently paying an average of 10.3 weeks per new claim. To date there have been 32,926 TDI initial claims filed.

**Temporary Caregiver Insurance** – Of the 851 TDI initial claims, 214 (25.1%) were TCI Claims. This week 496 TCI payments were issued totaling \$270,390. The average weekly TCI payment was \$545. Of the 32,926 TDI claims filed in 2017, 7,545 or 22.9% were TCI claims.

	Initial Claims			Continued Claims	TOTAL - Initial and Continued Claims			
	Total	New	Additional		Current Week	Previous Week	Year Ago	Two Years Ago
<b>Total - All programs*</b>	740	492	248	7,969	8,709	10,147	8,792	8,671
<b>UI Claims</b>	702	463	239	7,278	7,980	9,574	8,062	8,065
Change from:								
Previous Week	-47	34	-81	-1,547	-1,594			
Year Ago	72	78	-6	-154	-82			
Two Years Ago	-198	-81	-117	113	-85			
<b>Interstate-Liable</b>	25	16	9	342	367	382	422	420
<b>Workshare</b>	13	13	0	349	362	191	308	186
<b>Workshare Equivalency</b>	6	6	0	75	81	56	82	51
<b>UI Exhaustions</b>	-	.	-	161	161	125	153	191
<b>TDI Claims (Includes TCI)</b>	851	644	207	6,699	7,550	8,389	7,973	7,427
Change from:								
Previous Week	-57	-49	-8	-782	-839			
Year Ago	-3	-12	9	-420	-423			

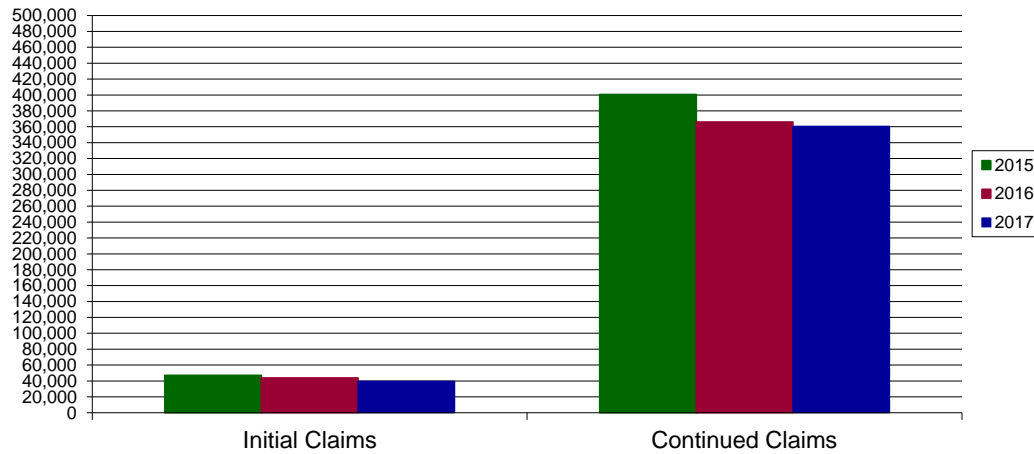
\* Includes UI, Workshare & Interstate Liable.

Equal Opportunity Employer / Program / Auxiliary aids and services available upon request to individuals with disabilities / TTY via RI Relay 711.

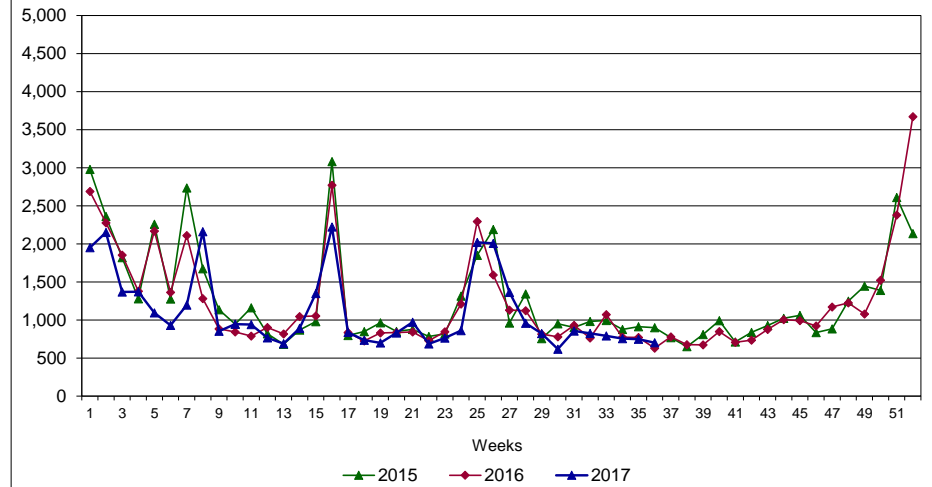
# Rhode Island Department of Labor and Training

## September 9, 2017

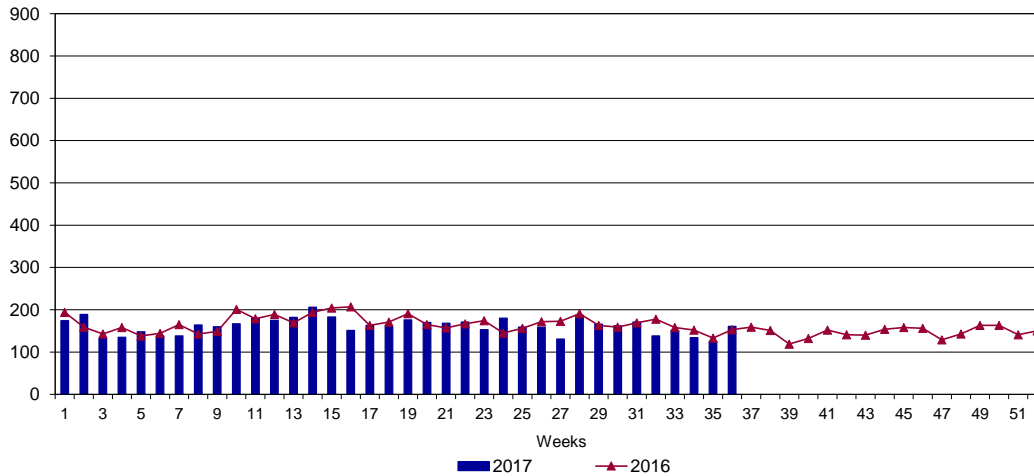
### UI Claims Comparison Year to Date



### UI Initial Claims 2015 - 2017



### UI Exhaustions 2016 - 2017



### TDI Claims Comparison Year to Date

