



Rhode Island Department of Labor and Training

Weekly Update of Claims Activity

Week Ending: September 16, 2017

Unemployment Insurance

Initial Claims – 818 initial claims were processed during the week ending 9/16/17, an increase of 116 from the previous week, and an increase of 38 from a year ago. The number of initial claims filed to date is down 8.9 percent from last year and down 15.0 percent from two years ago.

Continued Claims – 6,228 continued claims were processed during the week of 9/16/17, a decrease of 1,050 from the previous week and a decrease of 449 from a year ago. The number of continued claims filed to date is down 1.6 percent from last year and down 10.0 percent from two years ago.

Workshare – gives employers an alternative to layoffs by allowing employees to work reduced hours and collect a percentage of regular UI benefits to compensate for lost pay. This week, 19 initial claims and 206 continued claims were processed. An estimated 5 layoffs were prevented this week, as a result of Workshare.

Exhaustions – 129 individuals exhausted their regular payments this week a decrease of 32 from the previous week and a decrease of 30 from a year ago.

Temporary Disability Insurance

Temporary Disability Insurance – 991 initial claims and 9,453 continued claims were processed for Temporary Disability Insurance. The average weekly TDI payment is \$488 per week. Rhode Island is currently paying an average of 10.4 weeks per new claim. To date there have been 33,917 TDI initial claims filed.

Temporary Caregiver Insurance – Of the 991 TDI initial claims, 247 (24.9%) were TCI Claims. This week 392 TCI payments were issued totaling \$220,050. The average weekly TCI payment was \$561. Of the 33,917 TDI claims filed in 2017, 7,792 or 23.0% were TCI claims.

	Initial Claims			Continued Claims	TOTAL - Initial and Continued Claims			
	Total	New	Additional		Current Week	Previous Week	Year Ago	Two Years Ago
Total - All programs*	857	565	292	6,764	7,621	8,709	8,194	8,331
UI Claims	818	532	286	6,228	7,046	7,980	7,457	7,698
Change from:								
Previous Week	116	69	47	-1,050	-934			
Year Ago	38	28	10	-449	-411			
Two Years Ago	49	19	30	-701	-652			
Interstate-Liable	20	14	6	330	350	367	437	422
Workshare	19	19	0	206	225	362	300	211
Workshare Equivalency	5	5	0	61	66	81	79	57
UI Exhaustions	-	.	-	129	129	161	159	156
TDI Claims (Includes TCI)	991	769	222	9,453	10,444	7,550	8,454	9,153
Change from:								
Previous Week	140	125	15	2,754	2,894			
Year Ago	39	41	-2	1,951	1,990			

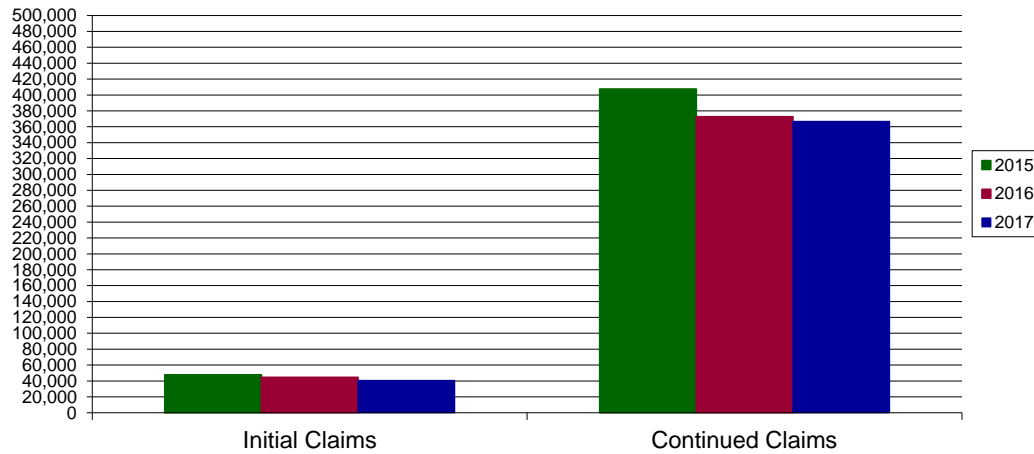
* Includes UI, Workshare & Interstate Liable.

Equal Opportunity Employer / Program / Auxiliary aids and services available upon request to individuals with disabilities / TTY via RI Relay 711.

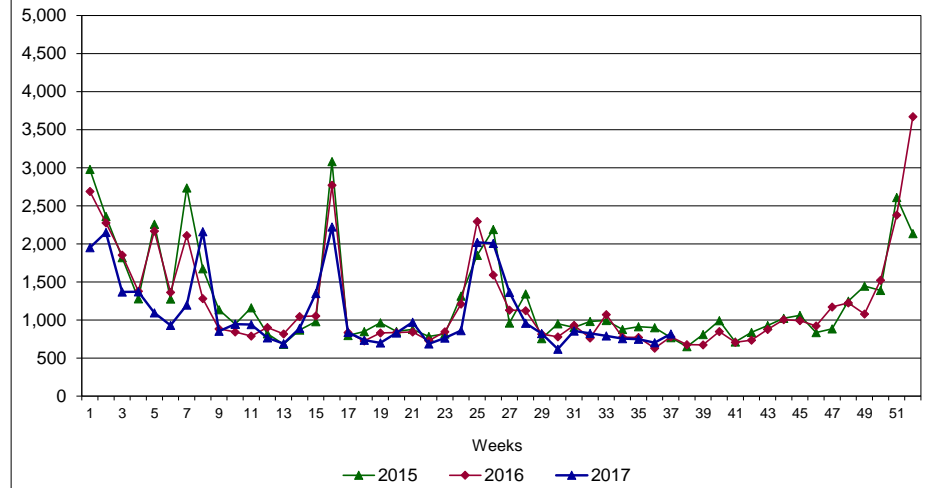
Rhode Island Department of Labor and Training

September 16, 2017

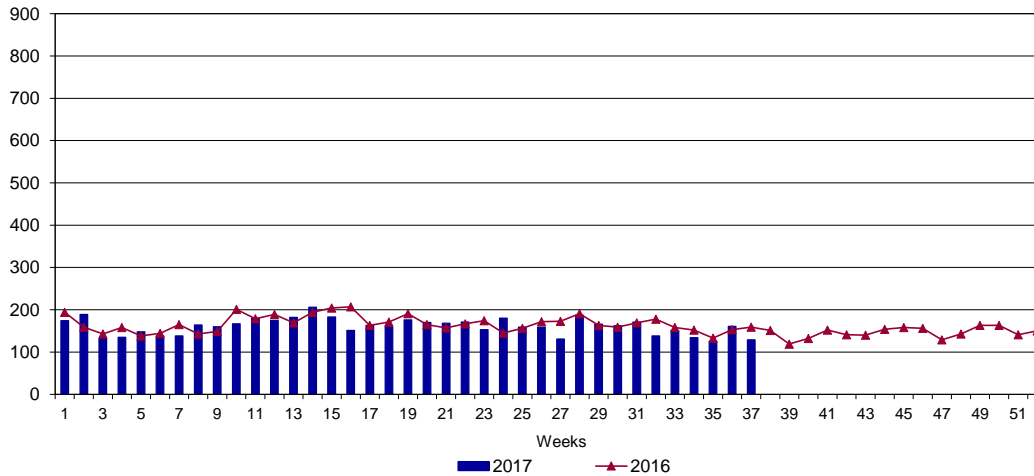
UI Claims Comparison Year to Date



UI Initial Claims 2015 - 2017



UI Exhaustions 2016 - 2017



TDI Claims Comparison Year to Date

