



Rhode Island Department of Labor and Training

Weekly Update of Claims Activity

Week Ending: September 23, 2017

Unemployment Insurance

Initial Claims – 782 initial claims were processed during the week ending 9/23/17, a decrease of 36 from the previous week, and an increase of 105 from a year ago. The number of initial claims filed to date is down 8.6 percent from last year and down 14.5 percent from two years ago.

Continued Claims – 6,173 continued claims were processed during the week of 9/23/17, a decrease of 55 from the previous week and a decrease of 448 from a year ago. The number of continued claims filed to date is down 1.7 percent from last year and down 9.9 percent from two years ago.

Workshare – gives employers an alternative to layoffs by allowing employees to work reduced hours and collect a percentage of regular UI benefits to compensate for lost pay. This week, 8 initial claims and 325 continued claims were processed. An estimated 2 layoffs were prevented this week, as a result of Workshare.

Exhaustions – 116 individuals exhausted their regular payments this week a decrease of 13 from the previous week and a decrease of 35 from a year ago.

Temporary Disability Insurance

Temporary Disability Insurance – 941 initial claims and 8,344 continued claims were processed for Temporary Disability Insurance. The average weekly TDI payment is \$505 per week. Rhode Island is currently paying an average of 10.4 weeks per new claim. To date there have been 34,858 TDI initial claims filed.

Temporary Caregiver Insurance – Of the 941 TDI initial claims, 258 (27.4%) were TCI Claims. This week 592 TCI payments were issued totaling \$330,455. The average weekly TCI payment was \$558. Of the 34,858 TDI claims filed in 2017, 8,050 or 23.1% were TCI claims.

	Initial Claims			Continued Claims	TOTAL - Initial and Continued Claims			
	Total	New	Additional		Current Week	Previous Week	Year Ago	Two Years Ago
Total - All programs*	811	535	276	6,840	7,651	7,621	8,106	7,855
UI Claims	782	515	267	6,173	6,955	7,046	7,298	7,238
Change from:								
Previous Week	-36	-17	-19	-55	-91			
Year Ago	105	92	13	-448	-343			
Two Years Ago	132	102	30	-415	-283			
Interstate-Liable	21	13	8	342	363	350	386	415
Workshare	8	7	1	325	333	225	422	202
Workshare Equivalency	2	2	0	74	76	66	100	51
UI Exhaustions	-	.	-	116	116	129	151	143
TDI Claims (Includes TCI)	941	725	216	8,344	9,285	10,444	9,247	9,688
Change from:								
Previous Week	-50	-44	-6	-1,109	-1,159			
Year Ago	-105	-111	6	143	38			

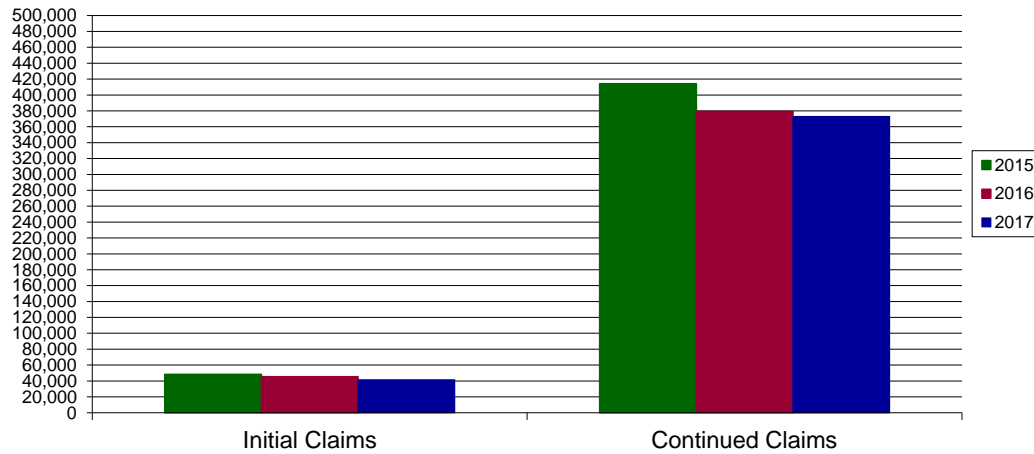
* Includes UI, Workshare & Interstate Liable.

Equal Opportunity Employer / Program / Auxiliary aids and services available upon request to individuals with disabilities / TTY via RI Relay 711.

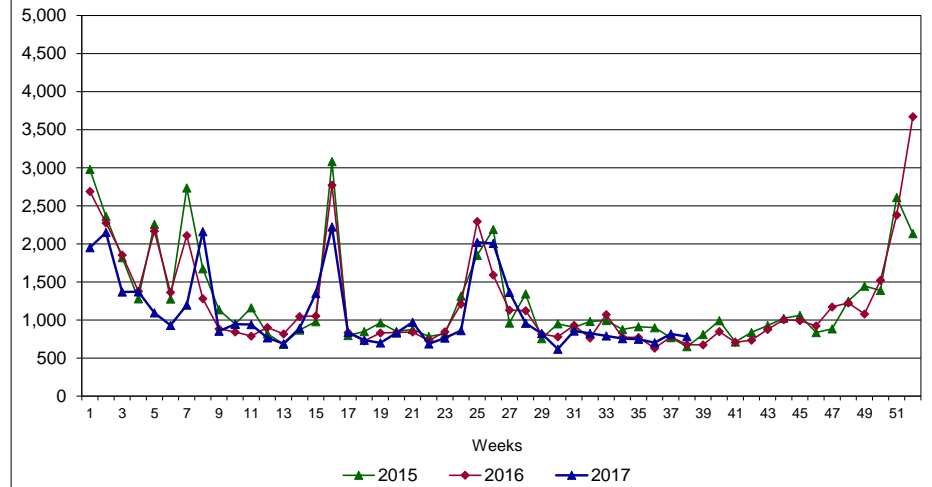
Rhode Island Department of Labor and Training

September 23, 2017

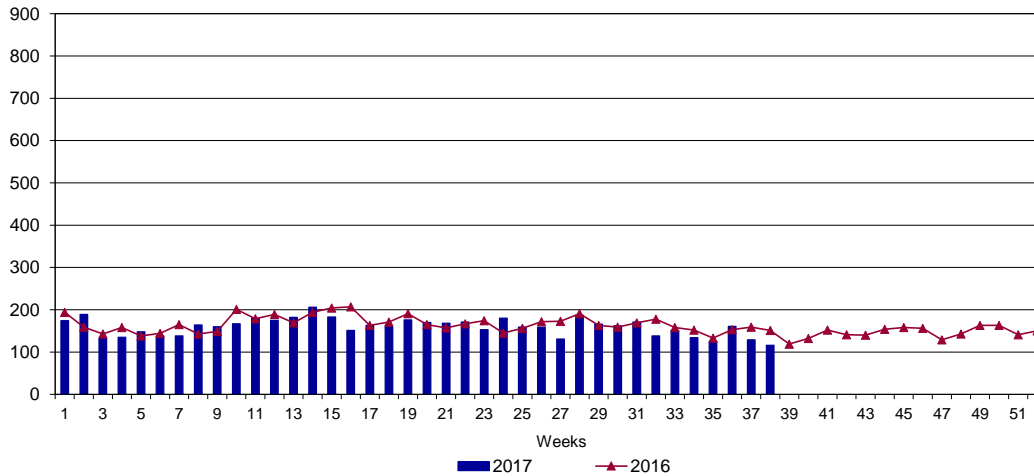
UI Claims Comparison Year to Date



UI Initial Claims 2015 - 2017



UI Exhaustions 2016 - 2017



TDI Claims Comparison Year to Date

