



Rhode Island Department of Labor and Training

Weekly Update of Claims Activity

Week Ending: September 30, 2017

Unemployment Insurance

Initial Claims – 676 initial claims were processed during the week ending 9/30/17, a decrease of 106 from the previous week, and an increase of 3 from a year ago. The number of initial claims filed to date is down 8.4 percent from last year and down 14.5 percent from two years ago.

Continued Claims – 6,141 continued claims were processed during the week of 9/30/17, a decrease of 32 from the previous week and a decrease of 255 from a year ago. The number of continued claims filed to date is down 1.7 percent from last year and down 9.9 percent from two years ago.

Workshare – gives employers an alternative to layoffs by allowing employees to work reduced hours and collect a percentage of regular UI benefits to compensate for lost pay. This week, 8 initial claims and 198 continued claims were processed. An estimated 2 layoffs were prevented this week, as a result of Workshare.

Exhaustions – 147 individuals exhausted their regular payments this week an increase of 31 from the previous week and an increase of 28 from a year ago.

Temporary Disability Insurance

Temporary Disability Insurance – 970 initial claims and 7,516 continued claims were processed for Temporary Disability Insurance. The average weekly TDI payment is \$495 per week. Rhode Island is currently paying an average of 10.4 weeks per new claim. To date there have been 35,828 TDI initial claims filed.

Temporary Caregiver Insurance – Of the 970 TDI initial claims, 261 (26.9%) were TCI Claims. This week 410 TCI payments were issued totaling \$232,210. The average weekly TCI payment was \$566. Of the 35,828 TDI claims filed in 2017, 8,311 or 23.2% were TCI claims.

	Initial Claims			Continued Claims	TOTAL - Initial and Continued Claims			
	Total	New	Additional		Current Week	Previous Week	Year Ago	Two Years Ago
Total - All programs*	707	461	246	6,679	7,386	7,651	7,824	7,926
UI Claims	676	438	238	6,141	6,817	6,955	7,069	7,370
Change from:								
Previous Week	-106	-77	-29	-32	-138			
Year Ago	3	31	-28	-255	-252			
Two Years Ago	-133	-65	-68	-420	-553			
Interstate-Liable	23	15	8	340	363	363	395	408
Workshare	8	8	0	198	206	333	360	148
Workshare Equivalency	2	2	0	57	59	76	102	43
UI Exhaustions	-	.	-	147	147	116	119	155
TDI Claims (Includes TCI)	970	733	237	7,516	8,486	9,285	8,377	8,763
Change from:								
Previous Week	29	8	21	-828	-799			
Year Ago	5	-18	23	104	109			

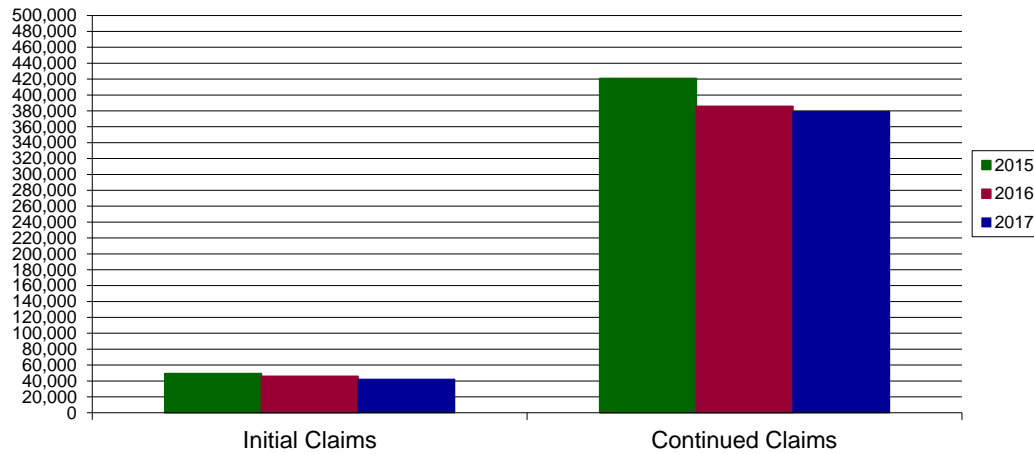
* Includes UI, Workshare & Interstate Liable.

Equal Opportunity Employer / Program / Auxiliary aids and services available upon request to individuals with disabilities / TTY via RI Relay 711.

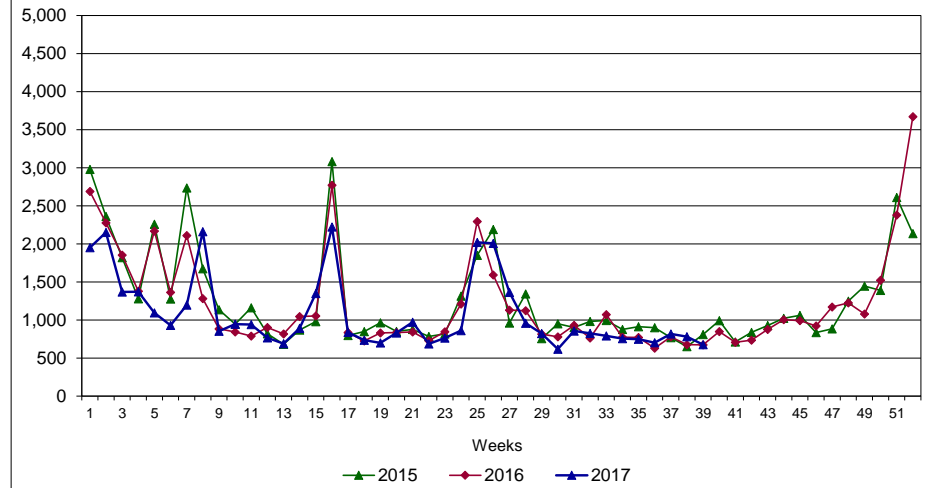
Rhode Island Department of Labor and Training

September 30, 2017

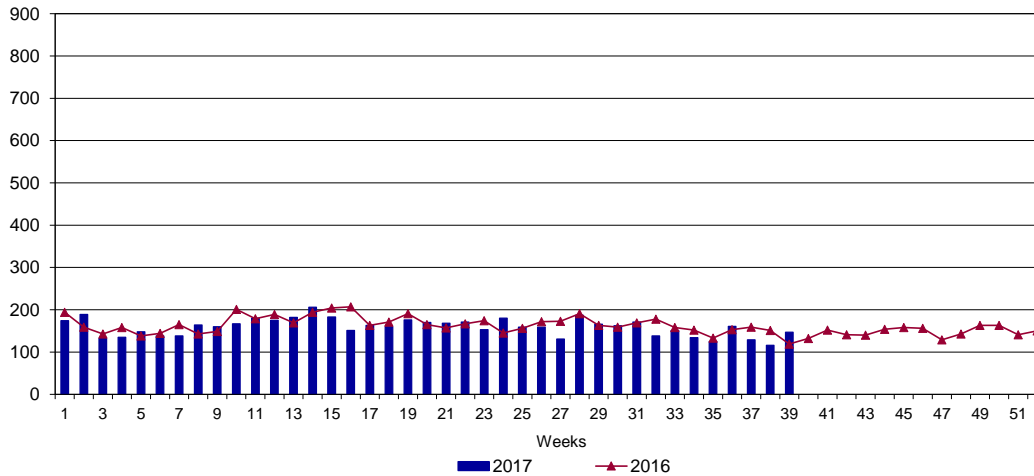
UI Claims Comparison Year to Date



UI Initial Claims 2015 - 2017



UI Exhaustions 2016 - 2017



TDI Claims Comparison Year to Date

