



Rhode Island Department of Labor and Training

Weekly Update of Claims Activity

Week Ending: October 7, 2017

Unemployment Insurance

Initial Claims – 762 initial claims were processed during the week ending 10/7/17, an increase of 86 from the previous week, and a decrease of 87 from a year ago. The number of initial claims filed to date is down 8.5 percent from last year and down 14.7 percent from two years ago.

Continued Claims – 6,001 continued claims were processed during the week of 10/7/17, a decrease of 140 from the previous week and a decrease of 370 from a year ago. The number of continued claims filed to date is down 1.8 percent from last year and down 9.9 percent from two years ago.

Workshare – gives employers an alternative to layoffs by allowing employees to work reduced hours and collect a percentage of regular UI benefits to compensate for lost pay. This week, 17 initial claims and 306 continued claims were processed. An estimated 2 layoffs were prevented this week, as a result of Workshare.

Exhaustions – 144 individuals exhausted their regular payments this week a decrease of 3 from the previous week and an increase of 12 from a year ago.

Temporary Disability Insurance

Temporary Disability Insurance – 975 initial claims and 7,504 continued claims were processed for Temporary Disability Insurance. The average weekly TDI payment is \$495 per week. Rhode Island is currently paying an average of 10.4 weeks per new claim. To date there have been 36,803 TDI initial claims filed.

Temporary Caregiver Insurance – Of the 975 TDI initial claims, 216 (22.2%) were TCI Claims. This week 518 TCI payments were issued totaling \$299,284. The average weekly TCI payment was \$578. Of the 36,803 TDI claims filed in 2017, 8,527 or 23.2% were TCI claims.

	Initial Claims			Continued Claims	TOTAL - Initial and Continued Claims			
	Total	New	Additional		Current Week	Previous Week	Year Ago	Two Years Ago
Total - All programs*	807	588	219	6,616	7,423	7,386	7,880	8,194
UI Claims	762	554	208	6,001	6,763	6,817	7,220	7,583
Change from:								
Previous Week	86	116	-30	-140	-54			
Year Ago	-87	-1	-86	-370	-457			
Two Years Ago	-229	-115	-114	-591	-820			
Interstate-Liable	28	19	9	309	337	363	386	419
Workshare	17	15	2	306	323	206	274	192
Workshare Equivalency	2	2	0	74	76	59	75	48
UI Exhaustions	-	.	-	144	144	147	132	160
TDI Claims (Includes TCI)	975	740	235	7,504	8,479	8,486	8,493	8,930
Change from:								
Previous Week	5	7	-2	-12	-7			
Year Ago	67	36	31	-81	-14			

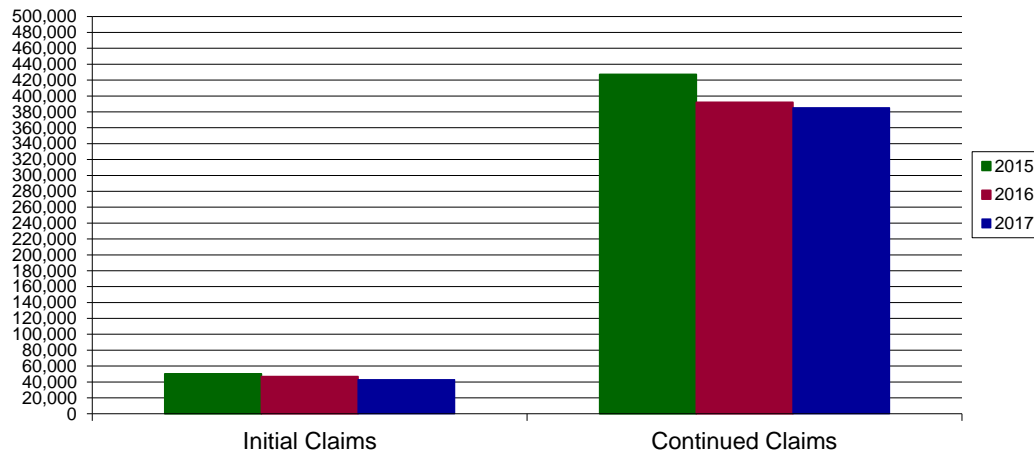
* Includes UI, Workshare & Interstate Liable.

Equal Opportunity Employer / Program / Auxiliary aids and services available upon request to individuals with disabilities / TTY via RI Relay 711.

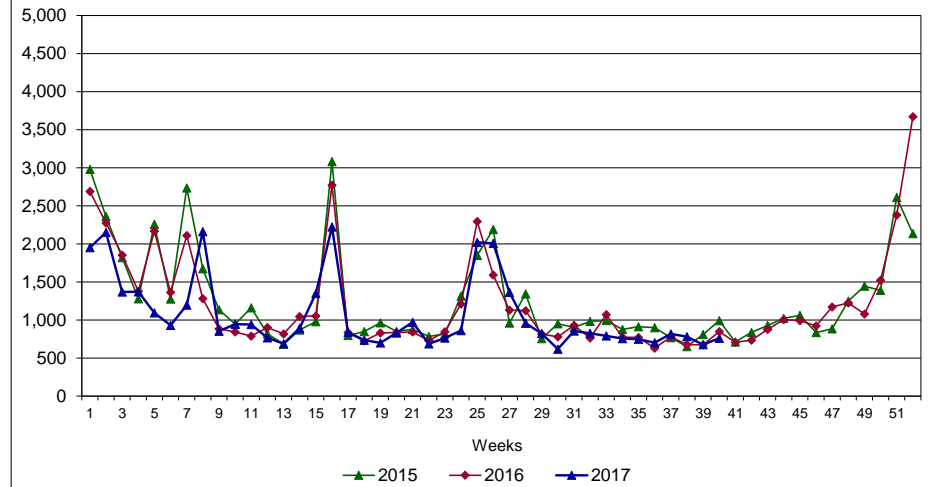
Rhode Island Department of Labor and Training

October 7, 2017

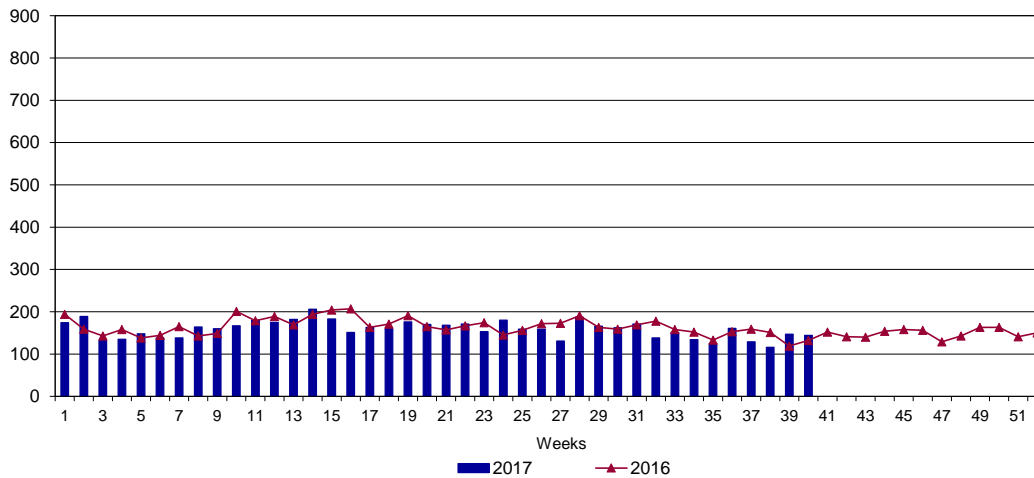
UI Claims Comparison Year to Date



UI Initial Claims 2015 - 2017



UI Exhaustions 2016 - 2017



TDI Claims Comparison Year to Date

