



Rhode Island Department of Labor and Training

Weekly Update of Claims Activity

Week Ending: October 14, 2017

Unemployment Insurance

Initial Claims – 716 initial claims were processed during the week ending 10/14/17, a decrease of 46 from the previous week, and an increase of 8 from a year ago. The number of initial claims filed to date is down 8.3 percent from last year and down 14.5 percent from two years ago.

Continued Claims – 5,922 continued claims were processed during the week of 10/14/17, a decrease of 79 from the previous week and a decrease of 408 from a year ago. The number of continued claims filed to date is down 1.9 percent from last year and down 9.9 percent from two years ago.

Workshare – gives employers an alternative to layoffs by allowing employees to work reduced hours and collect a percentage of regular UI benefits to compensate for lost pay. This week, 26 initial claims and 146 continued claims were processed. An estimated 9 layoffs were prevented this week, as a result of Workshare.

Exhaustions – 143 individuals exhausted their regular payments this week a decrease of 1 from the previous week and a decrease of 9 from a year ago.

Temporary Disability Insurance

Temporary Disability Insurance – 851 initial claims and 6,615 continued claims were processed for Temporary Disability Insurance. The average weekly TDI payment is \$496 per week. Rhode Island is currently paying an average of 10.4 weeks per new claim. To date there have been 37,654 TDI initial claims filed.

Temporary Caregiver Insurance – Of the 851 TDI initial claims, 199 (23.1%) were TCI Claims. This week 422 TCI payments were issued totaling \$235,457. The average weekly TCI payment was \$558. Of the 37,654 TDI claims filed in 2017, 8,724 or 23.2% were TCI claims.

	Initial Claims			Continued Claims	TOTAL - Initial and Continued Claims			
	Total	New	Additional		Current Week	Previous Week	Year Ago	Two Years Ago
Total - All programs*	772	540	232	6,369	7,141	7,423	7,889	7,873
UI Claims	716	496	220	5,922	6,638	6,763	7,038	7,293
Change from:								
Previous Week	-46	-58	12	-79	-125			
Year Ago	8	43	-35	-408	-400			
Two Years Ago	3	25	-22	-658	-655			
Interstate-Liable	30	18	12	301	331	337	361	417
Workshare	26	26	0	146	172	323	490	163
Workshare Equivalency	9	9	0	34	43	76	105	47
UI Exhaustions	-	.	-	143	143	144	152	159
TDI Claims (Includes TCI)	851	652	199	6,615	7,466	8,479	7,459	6,838
Change from:								
Previous Week	-124	-88	-36	-889	-1,013			
Year Ago	103	91	12	-96	7			

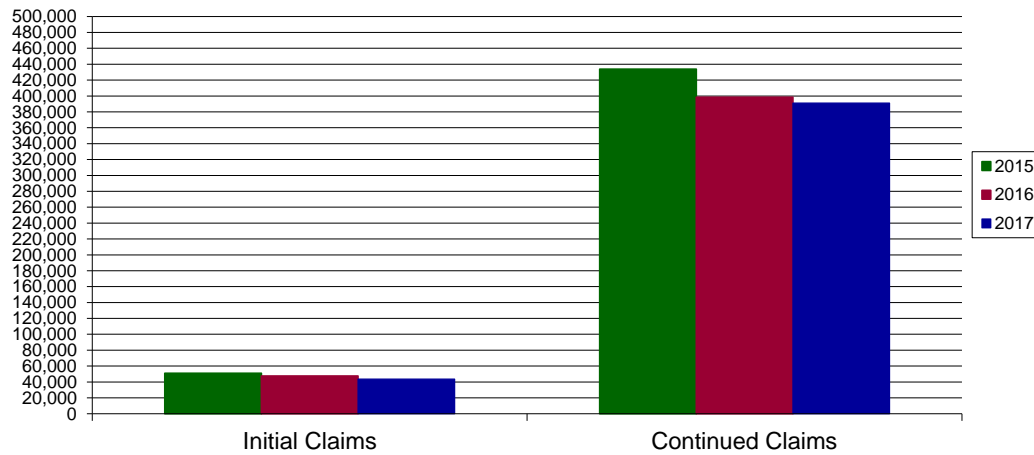
* Includes UI, Workshare & Interstate Liable.

Equal Opportunity Employer / Program / Auxiliary aids and services available upon request to individuals with disabilities / TTY via RI Relay 711.

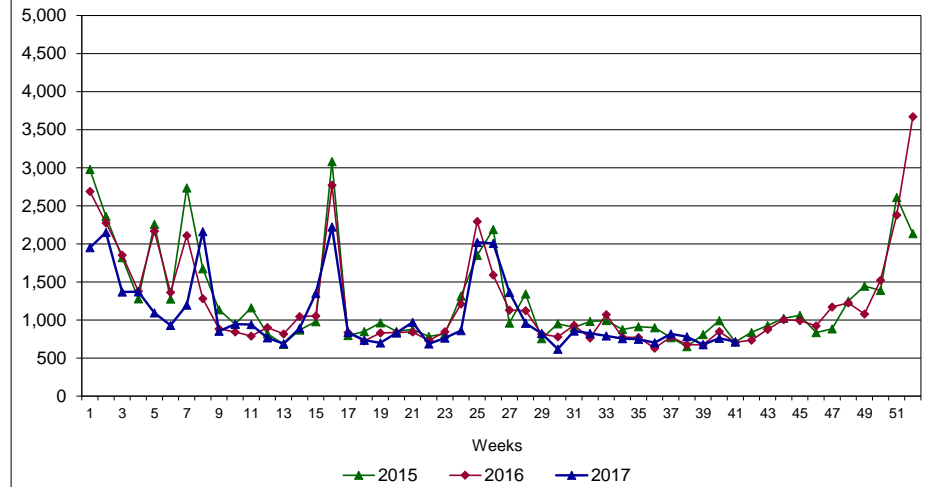
Rhode Island Department of Labor and Training

October 14, 2017

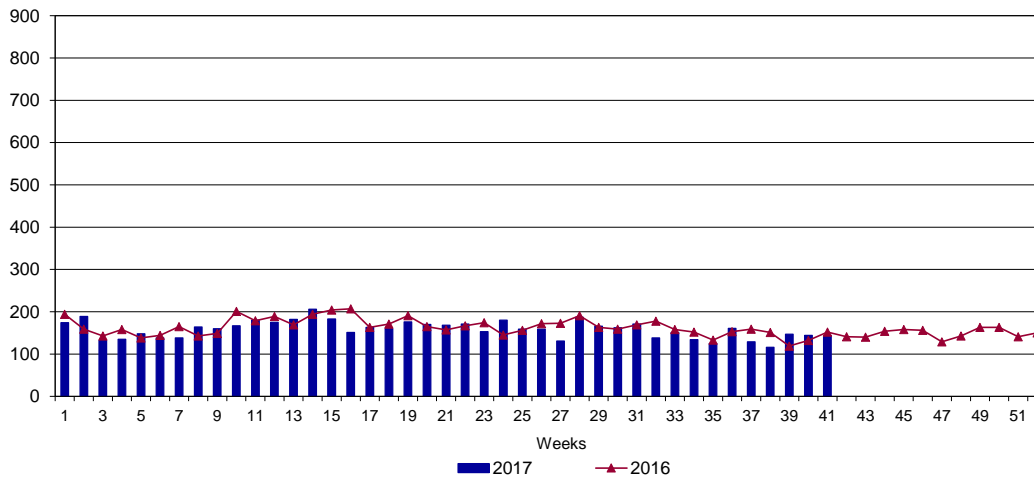
UI Claims Comparison Year to Date



UI Initial Claims 2015 - 2017



UI Exhaustions 2016 - 2017



TDI Claims Comparison Year to Date

