



## Rhode Island Department of Labor and Training

# *Weekly Update of Claims Activity*

*Week Ending: July 22, 2017*

### ***Unemployment Insurance***

**Initial Claims** – 823 initial claims were processed during the week ending 7/22/17, a decrease of 136 from the previous week, and an increase of 9 from a year ago. The number of initial claims filed to date is down 9.5 percent from last year and down 14.8 percent from two years ago.

**Continued Claims** – 9,615 continued claims were processed during the week of 7/22/17, a decrease of 376 from the previous week and a decrease of 57 from a year ago. The number of continued claims filed to date is down 1.0 percent from last year and down 10.8 percent from two years ago.

**Workshare** – gives employers an alternative to layoffs by allowing employees to work reduced hours and collect a percentage of regular UI benefits to compensate for lost pay. This week, 6 initial claims and 112 continued claims were processed. An estimated 2 layoffs were prevented this week, as a result of Workshare.

**Exhaustions** – 166 individuals exhausted their regular payments this week a decrease of 21 from the previous week and an increase of 3 from a year ago.

### ***Temporary Disability Insurance***

**Temporary Disability Insurance** – 989 initial claims and 7,141 continued claims were processed for Temporary Disability Insurance. The average weekly TDI payment is \$500 per week. Rhode Island is currently paying an average of 10.4 weeks per new claim. To date there have been 26,438 TDI initial claims filed.

**Temporary Caregiver Insurance** – Of the 989 TDI initial claims, 262 (26.5%) were TCI Claims. This week 492 TCI payments were issued totaling \$255,456. The average weekly TCI payment was \$519. Of the 26,438 TDI claims filed in 2017, 5,834 or 22.1% were TCI claims.

	<b>Initial Claims</b>			<b>Continued Claims</b>	<b>TOTAL - Initial and Continued Claims</b>			
	<b>Total</b>	<b>New</b>	<b>Additional</b>		<b>Current Week</b>	<b>Previous Week</b>	<b>Year Ago</b>	<b>Two Years Ago</b>
<b>Total - All programs*</b>	858	508	350	10,087	10,945	11,606	11,338	11,570
<b>UI Claims</b>	823	489	334	9,615	10,438	10,950	10,486	10,869
Change from:								
Previous Week	-136	-166	30	-376	-512			
Year Ago	9	-24	33	-57	-48			
Two Years Ago	68	-12	80	-499	-431			
<b>Interstate-Liable</b>	29	14	15	360	389	389	435	366
<b>Workshare</b>	6	5	1	112	118	267	417	335
<b>Workshare Equivalency</b>	2	2	0	29	31	62	106	91
<b>UI Exhaustions</b>	-	.	-	166	166	187	163	188
<b>TDI Claims (Includes TCI)</b>	989	753	236	7,141	8,130	8,702	7,979	8,356
Change from:								
Previous Week	-61	-82	21	-511	-572			
Year Ago	168	120	48	-17	151			

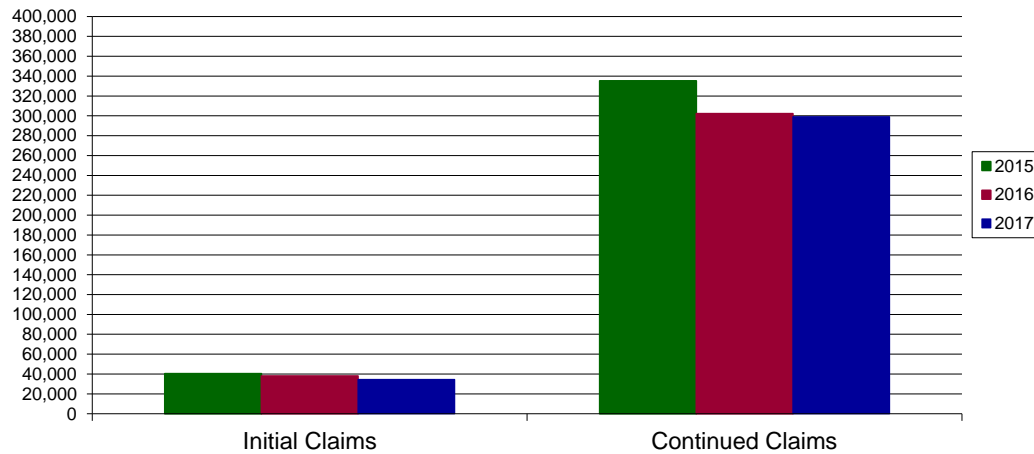
\* Includes UI, Workshare & Interstate Liable.

Equal Opportunity Employer / Program / Auxiliary aids and services available upon request to individuals with disabilities / TTY via RI Relay 711.

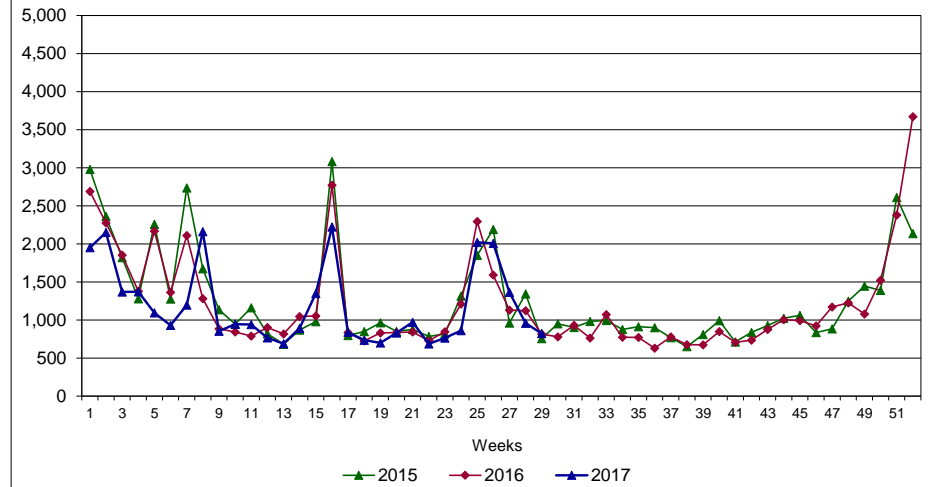
# Rhode Island Department of Labor and Training

## July 22, 2017

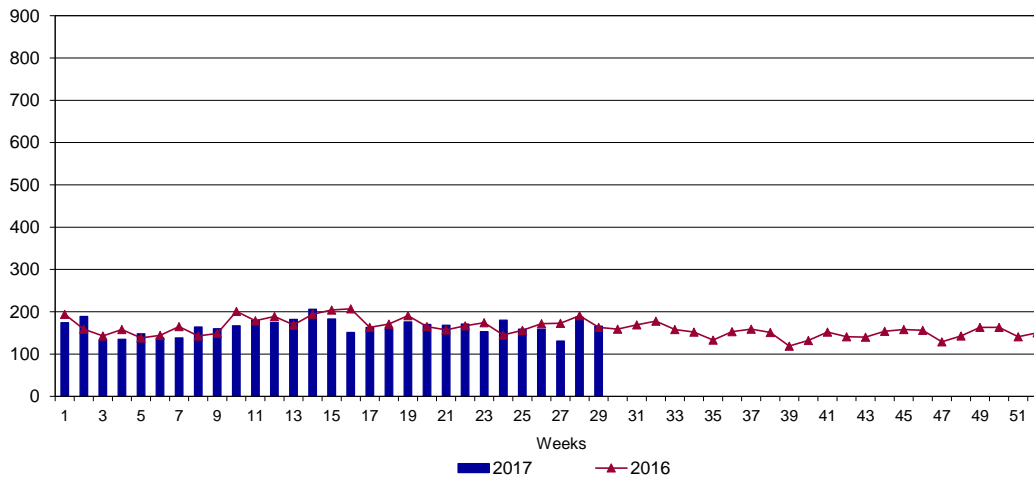
### UI Claims Comparison Year to Date



### UI Initial Claims 2015 - 2017



### UI Exhaustions 2016 - 2017



### TDI Claims Comparison Year to Date

