



## Rhode Island Department of Labor and Training

# *Weekly Update of Claims Activity*

*Week Ending: July 15, 2017*

### ***Unemployment Insurance***

**Initial Claims** – 959 initial claims were processed during the week ending 7/15/17, a decrease of 404 from the previous week, and a decrease of 164 from a year ago. The number of initial claims filed to date is down 9.7 percent from last year and down 15.2 percent from two years ago.

**Continued Claims** – 9,991 continued claims were processed during the week of 7/15/17, an increase of 800 from the previous week and a decrease of 44 from a year ago. The number of continued claims filed to date is down 1.1 percent from last year and down 11.0 percent from two years ago.

**Workshare** – gives employers an alternative to layoffs by allowing employees to work reduced hours and collect a percentage of regular UI benefits to compensate for lost pay. This week, 32 initial claims and 235 continued claims were processed. An estimated 9 layoffs were prevented this week, as a result of Workshare.

**Exhaustions** – 187 individuals exhausted their regular payments this week an increase of 56 from the previous week and a decrease of 4 from a year ago.

### ***Temporary Disability Insurance***

**Temporary Disability Insurance** – 1,050 initial claims and 7,652 continued claims were processed for Temporary Disability Insurance. The average weekly TDI payment is \$495 per week. Rhode Island is currently paying an average of 10.4 weeks per new claim. To date there have been 25,449 TDI initial claims filed.

**Temporary Caregiver Insurance** – Of the 1,050 TDI initial claims, 206 (19.6%) were TCI Claims. This week 394 TCI payments were issued totaling \$216,987. The average weekly TCI payment was \$551. Of the 25,449 TDI claims filed in 2017, 5,572 or 21.9% were TCI claims.

	<b>Initial Claims</b>			<b>Continued Claims</b>	<b>TOTAL - Initial and Continued Claims</b>			
	<b>Total</b>	<b>New</b>	<b>Additional</b>		<b>Current Week</b>	<b>Previous Week</b>	<b>Year Ago</b>	<b>Two Years Ago</b>
<b>Total - All programs*</b>	1,018	682	336	10,588	11,606	11,173	11,921	11,928
<b>UI Claims</b>	959	655	304	9,991	10,950	10,554	11,158	11,409
Change from:								
Previous Week	-404	-103	-301	800	396			
Year Ago	-164	-83	-81	-44	-208			
Two Years Ago	-383	-262	-121	-76	-459			
<b>Interstate-Liable</b>	27	23	4	362	389	374	451	365
<b>Workshare</b>	32	4	28	235	267	245	312	154
<b>Workshare Equivalency</b>	9	1	8	53	62	59	80	39
<b>UI Exhaustions</b>	-	.	-	187	187	131	191	202
<b>TDI Claims (Includes TCI)</b>	1,050	835	215	7,652	8,702	7,205	8,020	7,984
Change from:								
Previous Week	388	329	59	1,109	1,497			
Year Ago	152	163	-11	530	682			

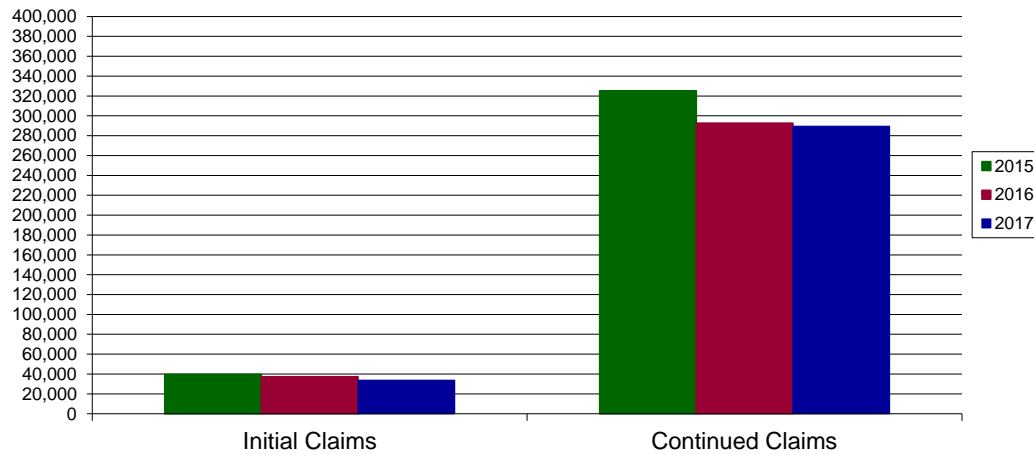
\* Includes UI, Workshare & Interstate Liable.

Equal Opportunity Employer / Program / Auxiliary aids and services available upon request to individuals with disabilities / TTY via RI Relay 711.

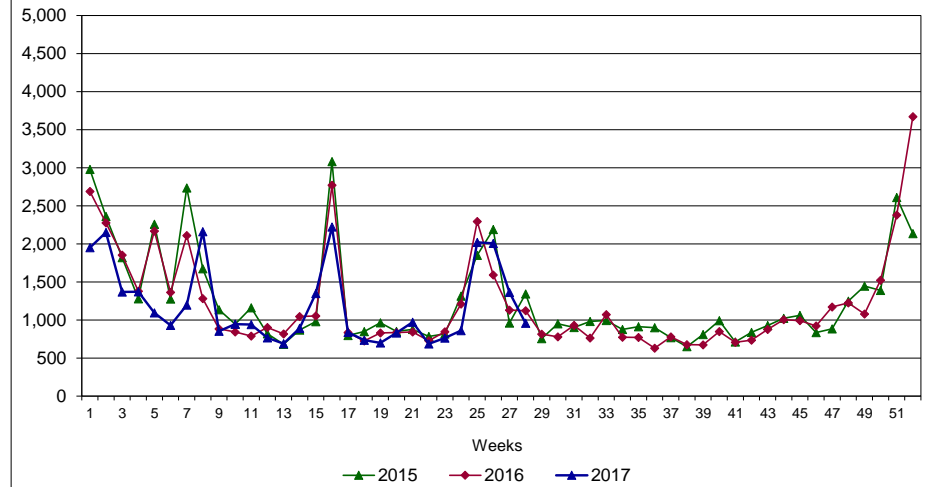
# Rhode Island Department of Labor and Training

## July 15, 2017

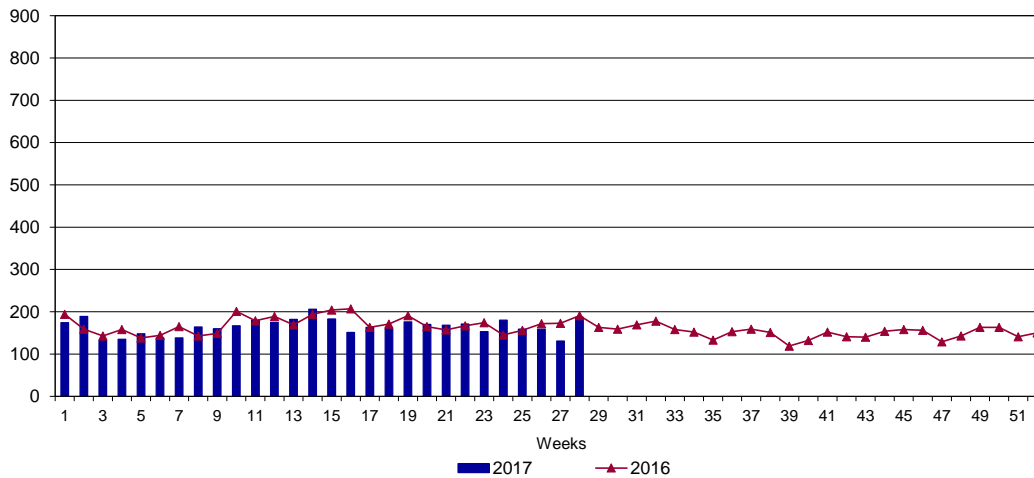
### UI Claims Comparison Year to Date



### UI Initial Claims 2015 - 2017



### UI Exhaustions 2016 - 2017



### TDI Claims Comparison Year to Date

