



Rhode Island Department of Labor and Training

Weekly Update of Claims Activity

Week Ending: July 8, 2017

Unemployment Insurance

Initial Claims – 1,363 initial claims were processed during the week ending 7/8/17, a decrease of 643 from the previous week, and an increase of 234 from a year ago. The number of initial claims filed to date is down 9.5 percent from last year and down 14.8 percent from two years ago.

Continued Claims – 9,191 continued claims were processed during the week of 7/8/17, an increase of 1,194 from the previous week and a decrease of 148 from a year ago. The number of continued claims filed to date is down 1.1 percent from last year and down 11.3 percent from two years ago.

Workshare – gives employers an alternative to layoffs by allowing employees to work reduced hours and collect a percentage of regular UI benefits to compensate for lost pay. This week, 49 initial claims and 196 continued claims were processed. An estimated 12 layoffs were prevented this week, as a result of Workshare.

Exhaustions – 131 individuals exhausted their regular payments this week a decrease of 28 from the previous week and a decrease of 42 from a year ago.

Temporary Disability Insurance

Temporary Disability Insurance – 662 initial claims and 6,543 continued claims were processed for Temporary Disability Insurance. The average weekly TDI payment is \$492 per week. Rhode Island is currently paying an average of 10.5 weeks per new claim. To date there have been 24,399 TDI initial claims filed.

Temporary Caregiver Insurance – Of the 662 TDI initial claims, 193 (29.2%) were TCI Claims. This week 382 TCI payments were issued totaling \$202,666. The average weekly TCI payment was \$531. Of the 24,399 TDI claims filed in 2017, 5,366 or 22.0% were TCI claims.

	Initial Claims			Continued Claims	TOTAL - Initial and Continued Claims			
	Total	New	Additional		Current Week	Previous Week	Year Ago	Two Years Ago
Total - All programs*	1,429	807	622	9,744	11,173	10,819	11,210	11,536
UI Claims	1,363	758	605	9,191	10,554	10,003	10,468	10,910
Change from:								
Previous Week	-643	-271	-372	1,194	551			
Year Ago	234	91	143	-148	86			
Two Years Ago	402	217	185	-758	-356			
Interstate-Liable	17	10	7	357	374	356	425	383
Workshare	49	39	10	196	245	460	317	243
Workshare Equivalency	12	9	3	47	59	102	96	52
UI Exhaustions	-	.	-	131	131	159	173	165
TDI Claims (Includes TCI)	662	506	156	6,543	7,205	8,463	7,416	6,917
Change from:								
Previous Week	-313	-254	-59	-945	-1,258			
Year Ago	35	19	16	-246	-211			

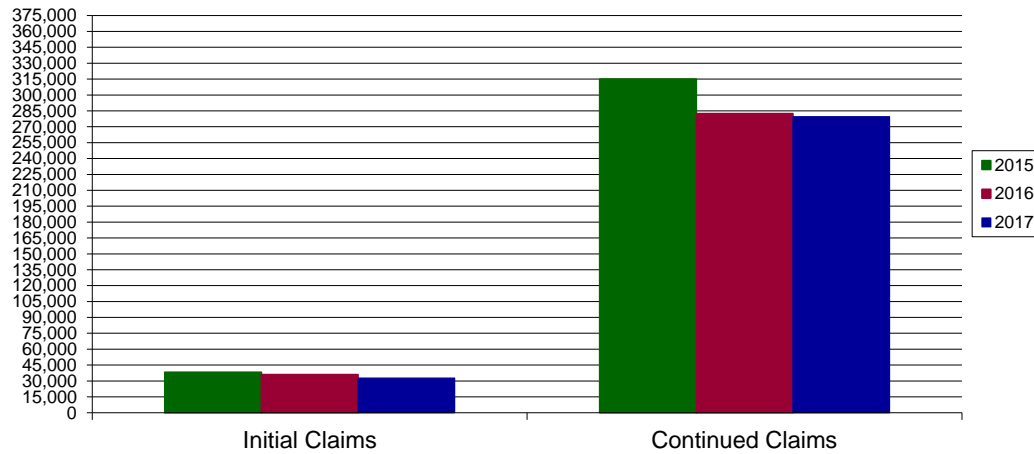
* Includes UI, Workshare & Interstate Liable.

Equal Opportunity Employer / Program / Auxiliary aids and services available upon request to individuals with disabilities / TTY via RI Relay 711.

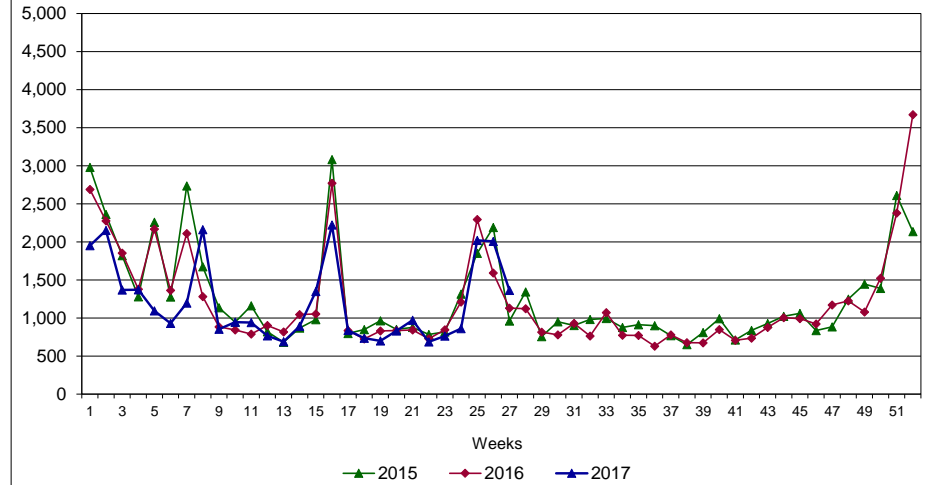
Rhode Island Department of Labor and Training

July 8, 2017

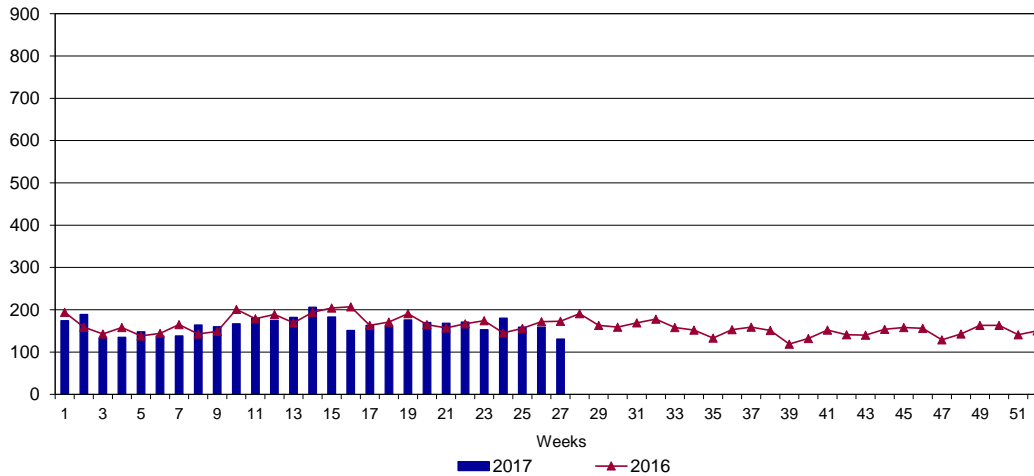
UI Claims Comparison Year to Date



UI Initial Claims 2015 - 2017



UI Exhaustions 2016 - 2017



TDI Claims Comparison Year to Date

