



Rhode Island Department of Labor and Training

Weekly Update of Claims Activity

Week Ending: July 2, 2016

Unemployment Insurance

Initial Claims – 1,593 initial claims were processed during the week ending 7/2/16, a decrease of 702 from the previous week, and a decrease of 595 from a year ago. The number of initial claims filed to date is down 5.6 percent from last year and down 15.9 percent from two years ago.

Continued Claims – 8,986 continued claims were processed during the week of 7/2/16, an increase of 1,481 from the previous week and a decrease of 38 from a year ago. The number of continued claims filed to date is down 10.7 percent from last year and down 22.4 percent from two years ago.

Workshare – gives employers an alternative to layoffs by allowing employees to work reduced hours and collect a percentage of regular UI benefits to compensate for lost pay. This week, 22 initial claims and 508 continued claims were processed. An estimated 6 layoffs were prevented this week, as a result of Workshare.

Exhaustions – 172 individuals exhausted their regular payments this week, an increase of 16 from the previous week and a decrease of 24 from a year ago.

Temporary Disability Insurance

Temporary Disability Insurance – 1,011 initial claims and 8,063 continued claims were processed for Temporary Disability Insurance. The average weekly TDI payment is \$480 per week. Rhode Island is currently paying an average of 10.3 weeks per new claim. To date there have been 25,150 TDI initial claims filed.

Temporary Caregiver Insurance – Of the 1,011 TDI initial claims, 188 (18.6%) were TCI Claims. This week 564 TCI payments were issued totaling \$310,024. The average weekly TCI payment was \$550. Of the 25,150 TDI claims filed in 2016, 4,664 or 18.5% were TCI claims.

	Initial Claims			Continued Claims	TOTAL - Initial and Continued Claims			
	Total	New	Additional		Current Week	Previous Week	Year Ago	Two Years Ago
Total - All programs*	1,635	887	748	9,894	11,529	10,593	12,119	13,927
UI Claims	1,593	869	724	8,986	10,579	9,800	11,212	13,111
Change from:								
Previous Week	-702	-11	-691	1,481	779			
Year Ago	-595	-205	-390	-38	-633			
Two Years Ago	-599	-333	-266	-1,933	-2,532			
Interstate-Liable	20	15	5	400	420	421	398	460
Workshare	22	3	19	508	530	372	509	356
Workshare Equivalency	6	1	5	125	131	113	136	91
UI Exhaustions	-	-	-	172	172	156	196	248
TDI Claims (Includes TCI)	1,011	782	229	8,063	9,074	8,712	8,303	8,123
Change from:								
Previous Week	-290	-255	-35	652	362			
Year Ago	323	267	56	448	771			

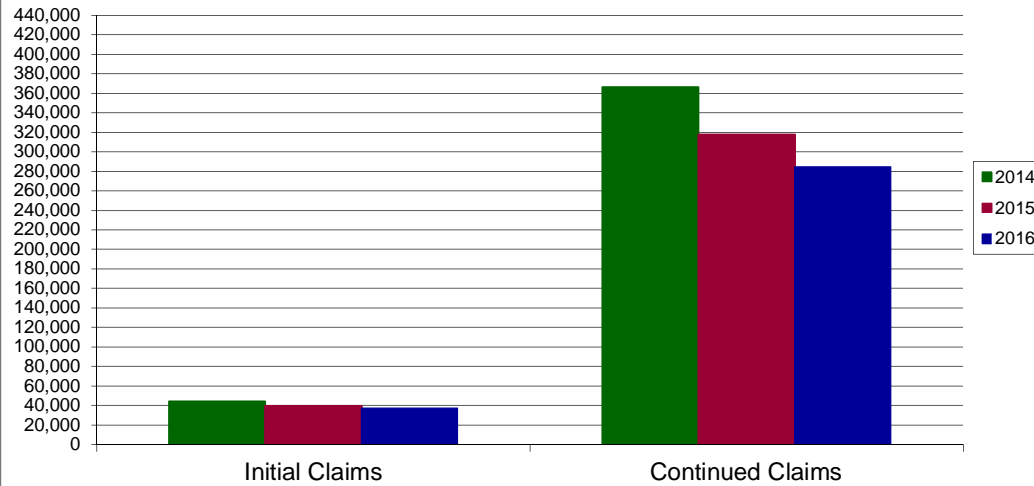
* Includes UI, Workshare & Interstate Liable.

Equal Opportunity Employer / Program / Auxiliary aids and services available upon request to individuals with disabilities / TTY via RI Relay 71

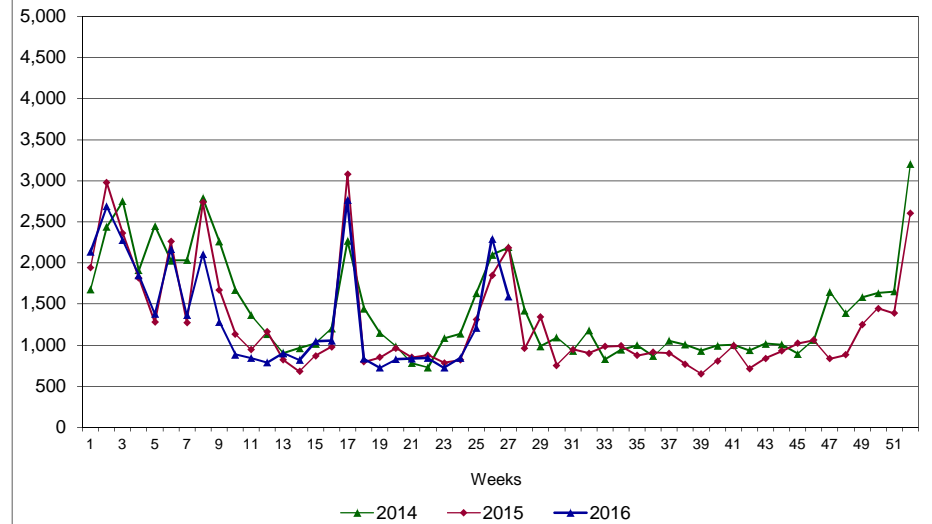
Rhode Island Department of Labor and Training

July 2, 2016

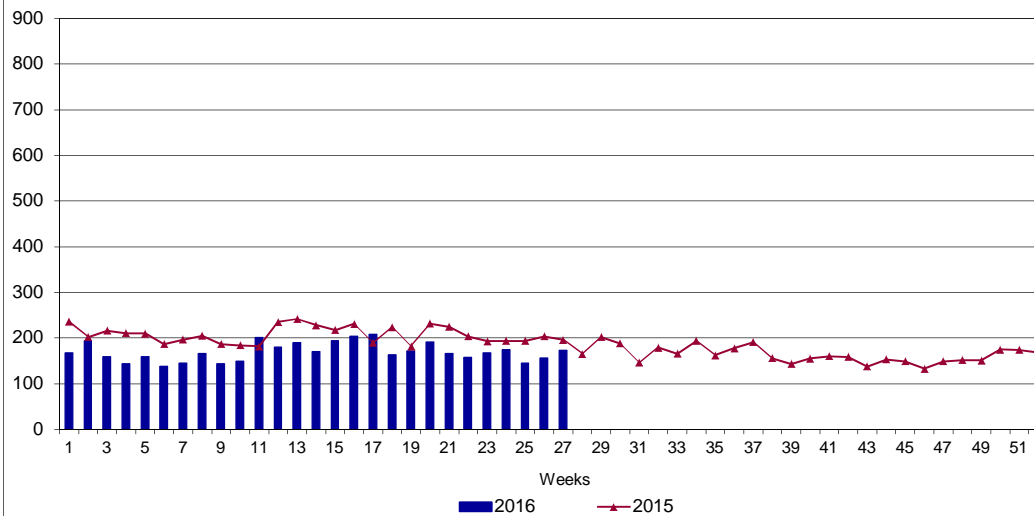
UI Claims Comparison Year to Date



UI Initial Claims 2014 - 2016



UI Exhaustions 2015 - 2016



TDI Claims Comparison Year to Date

