



Rhode Island Department of Labor and Training

Weekly Update of Claims Activity

Week Ending: July 1, 2017

Unemployment Insurance

Initial Claims – 2,006 initial claims were processed during the week ending 7/1/17, a decrease of 14 from the previous week, and an increase of 413 from a year ago. The number of initial claims filed to date is down 10.5 percent from last year and down 16.2 percent from two years ago.

Continued Claims – 7,997 continued claims were processed during the week of 7/1/17, an increase of 910 from the previous week and a decrease of 989 from a year ago. The number of continued claims filed to date is down 1.1 percent from last year and down 11.4 percent from two years ago.

Workshare – gives employers an alternative to layoffs by allowing employees to work reduced hours and collect a percentage of regular UI benefits to compensate for lost pay. This week, 10 initial claims and 450 continued claims were processed. An estimated 4 layoffs were prevented this week, as a result of Workshare.

Exhaustions – 159 individuals exhausted their regular payments this week, no change from the previous week and a decrease of 13 from a year ago.

Temporary Disability Insurance

Temporary Disability Insurance – 975 initial claims and 7,488 continued claims were processed for Temporary Disability Insurance. The average weekly TDI payment is \$490 per week. Rhode Island is currently paying an average of 10.5 weeks per new claim. To date there have been 23,737 TDI initial claims filed.

Temporary Caregiver Insurance – Of the 975 TDI initial claims, 211 (21.6%) were TCI Claims. This week 467 TCI payments were issued totaling \$249,875. The average weekly TCI payment was \$535. Of the 23,737 TDI claims filed in 2017, 5,173 or 21.8% were TCI claims.

	Initial Claims			Continued Claims	TOTAL - Initial and Continued Claims			
	Total	New	Additional		Current Week	Previous Week	Year Ago	Two Years Ago
Total - All programs*	2,040	1,054	986	8,779	10,819	9,703	11,529	12,119
UI Claims	2,006	1,029	977	7,997	10,003	9,107	10,579	11,212
Change from:								
Previous Week	-14	171	-185	910	896			
Year Ago	413	160	253	-989	-576			
Two Years Ago	-182	-45	-137	-1,027	-1,209			
Interstate-Liable	24	16	8	332	356	347	420	398
Workshare	10	9	1	450	460	249	530	509
Workshare Equivalency	4	4	0	98	102	57	131	136
UI Exhaustions	-	.	-	159	159	159	172	196
TDI Claims (Includes TCI)	975	760	215	7,488	8,463	8,780	9,074	8,303
Change from:								
Previous Week	-49	3	-52	-268	-317			
Year Ago	-36	-22	-14	-575	-611			

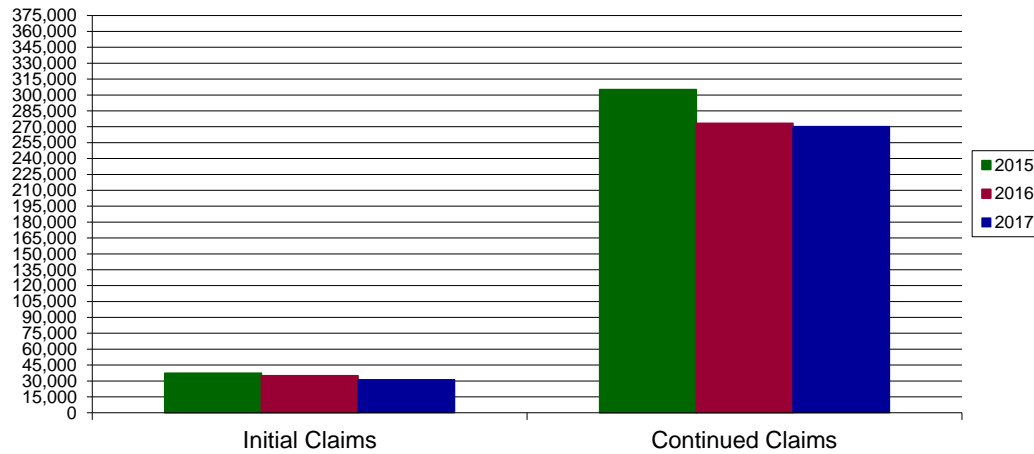
* Includes UI, Workshare & Interstate Liable.

Equal Opportunity Employer / Program / Auxiliary aids and services available upon request to individuals with disabilities / TTY via RI Relay 711.

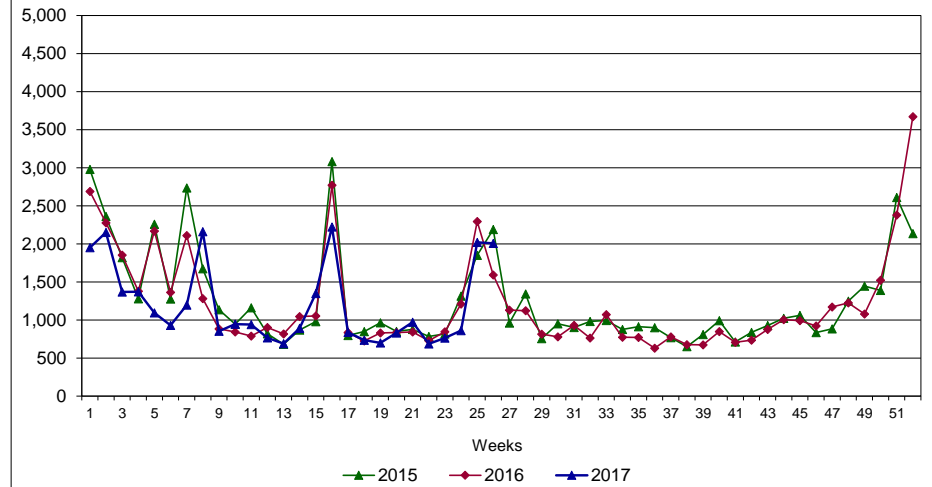
Rhode Island Department of Labor and Training

July 1, 2017

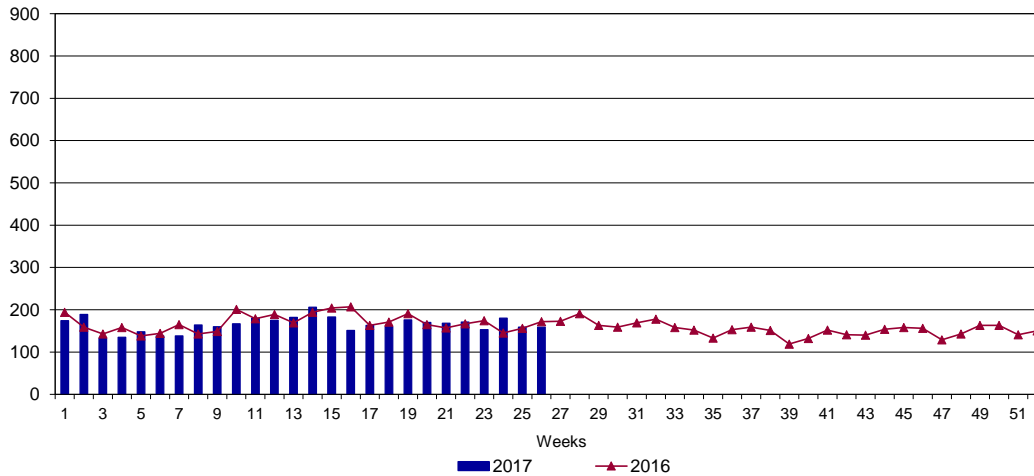
UI Claims Comparison Year to Date



UI Initial Claims 2015 - 2017



UI Exhaustions 2016 - 2017



TDI Claims Comparison Year to Date

