



Rhode Island Department of Labor and Training

Weekly Update of Claims Activity

Week Ending: June 25, 2016

Unemployment Insurance

Initial Claims – 2,295 initial claims were processed during the week ending 6/25/16, an increase of 1,085 from the previous week, and an increase of 445 from a year ago. The number of initial claims filed to date is down 4.3 percent from last year and down 15.3 percent from two years ago. Initial claims have increased due to the end of the school year.

Continued Claims – 7,505 continued claims were processed during the week of 6/25/16, an increase of 211 from the previous week and a decrease of 481 from a year ago. The number of continued claims filed to date is down 11.0 percent from last year and down 22.6 percent from two years ago.

Workshare – gives employers an alternative to layoffs by allowing employees to work reduced hours and collect a percentage of regular UI benefits to compensate for lost pay. This week, 23 initial claims and 349 continued claims were processed. An estimated 5 layoffs were prevented this week, as a result of Workshare.

Exhaustions – 156 individuals exhausted their regular payments this week, an increase of 11 from the previous week and a decrease of 48 from a year ago.

Temporary Disability Insurance

Temporary Disability Insurance – 1,301 initial claims and 7,411 continued claims were processed for Temporary Disability Insurance. The average weekly TDI payment is \$475 per week. Rhode Island is currently paying an average of 10.4 weeks per new claim. To date there have been 24,139 TDI initial claims filed.

Temporary Caregiver Insurance – Of the 1,301 TDI initial claims, 238 (18.3%) were TCI Claims. This week 380 TCI payments were issued totaling \$189,893. The average weekly TCI payment was \$500. Of the 24,139 TDI claims filed in 2016, 4,476 or 18.5% were TCI claims.

	Initial Claims			Continued Claims	TOTAL - Initial and Continued Claims			
	Total	New	Additional		Current Week	Previous Week	Year Ago	Two Years Ago
Total - All programs*	2,346	915	1,431	8,247	10,593	9,415	10,498	12,053
UI Claims	2,295	880	1,415	7,505	9,800	8,504	9,836	11,482
Change from:								
Previous Week	1,085	253	832	211	1,296			
Year Ago	445	65	380	-481	-36			
Two Years Ago	194	-11	205	-1,876	-1,682			
Interstate-Liable	28	12	16	393	421	432	389	443
Workshare	23	23	0	349	372	479	273	128
Workshare Equivalency	5	5	0	108	113	112	56	36
UI Exhaustions	-	-	-	156	156	145	204	259
TDI Claims (Includes TCI)	1,301	1,037	264	7,411	8,712	7,868	8,941	8,339
Change from:								
Previous Week	223	216	7	621	844			
Year Ago	-11	-21	10	-218	-229			

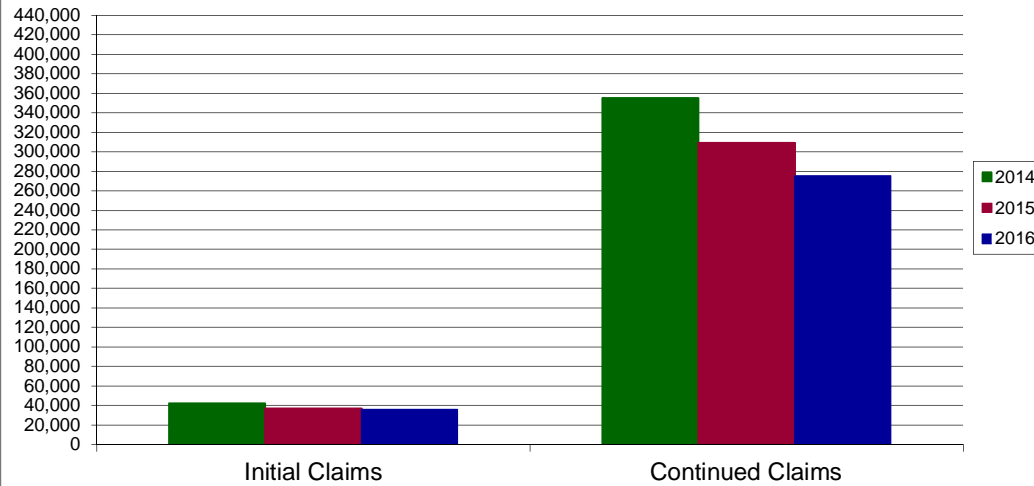
* Includes UI, Workshare & Interstate Liable.

Equal Opportunity Employer / Program / Auxiliary aids and services available upon request to individuals with disabilities / TTY via RI Relay 71

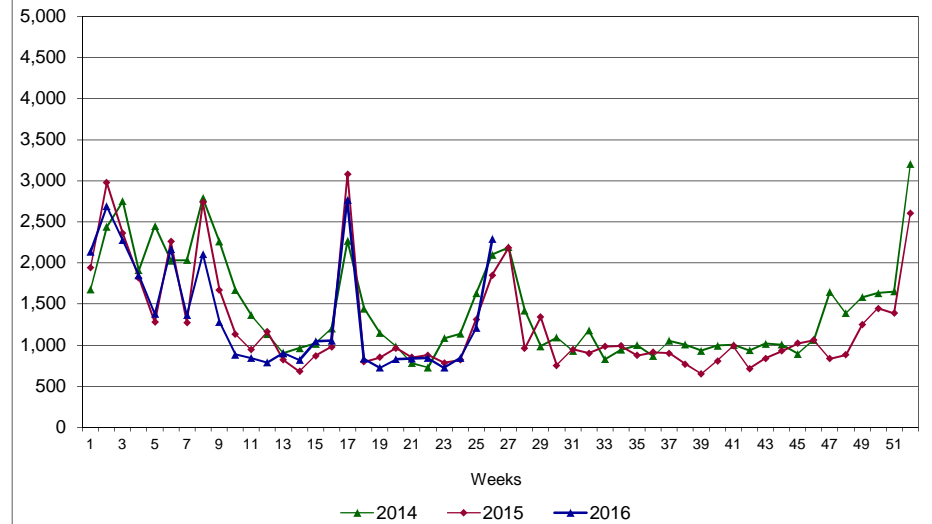
Rhode Island Department of Labor and Training

June 25, 2016

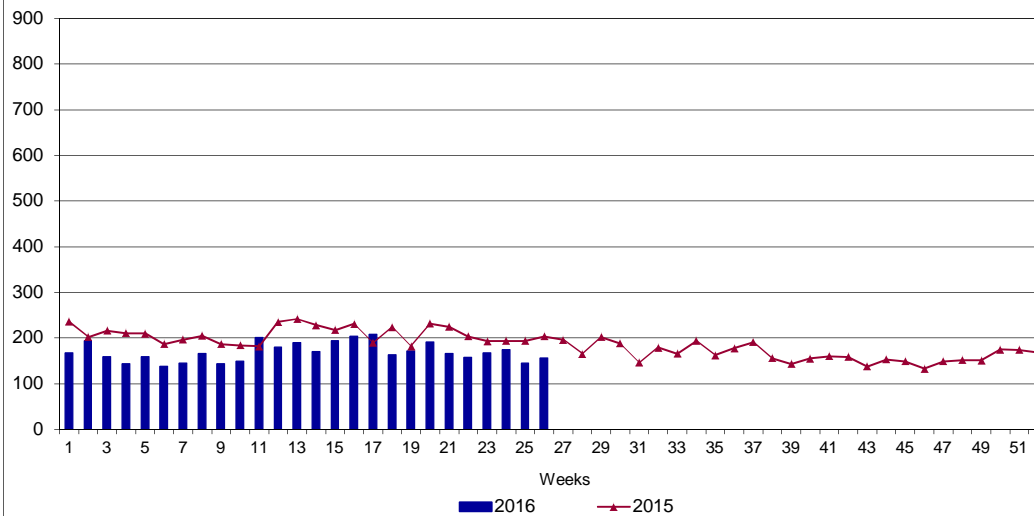
UI Claims Comparison Year to Date



UI Initial Claims 2014 - 2016



UI Exhaustions 2015 - 2016



TDI Claims Comparison Year to Date

