



Rhode Island Department of Labor and Training

Weekly Update of Claims Activity

Week Ending: June 24, 2017

Unemployment Insurance

Initial Claims – 2,020 initial claims were processed during the week ending 6/24/17, an increase of 1,158 from the previous week, and a decrease of 275 from a year ago. The number of initial claims filed to date is down 12.3 percent from last year and down 16.7 percent from two years ago.

Continued Claims – 7,087 continued claims were processed during the week of 6/24/17, a decrease of 28 from the previous week and a decrease of 418 from a year ago. The number of continued claims filed to date is down 0.7 percent from last year and down 11.4 percent from two years ago.

Workshare – gives employers an alternative to layoffs by allowing employees to work reduced hours and collect a percentage of regular UI benefits to compensate for lost pay. This week, 25 initial claims and 224 continued claims were processed. An estimated 7 layoffs were prevented this week, as a result of Workshare.

Exhaustions – 159 individuals exhausted their regular payments this week, a decrease 21 of from the previous week and an increase of 3 from a year ago.

Temporary Disability Insurance

Temporary Disability Insurance – 1,024 initial claims and 7,756 continued claims were processed for Temporary Disability Insurance. The average weekly TDI payment is \$488 per week. Rhode Island is currently paying an average of 10.5 weeks per new claim. To date there have been 22,762 TDI initial claims filed.

Temporary Caregiver Insurance – Of the 1,024 TDI initial claims, 234 (22.9%) were TCI Claims. This week 406 TCI payments were issued totaling \$210,678. The average weekly TCI payment was \$519. Of the 22,762 TDI claims filed in 2017, 4,962 or 21.8% were TCI claims.

	<u>Initial Claims</u>			<u>Continued Claims</u>	<u>TOTAL - Initial and Continued Claims</u>			
	<u>Total</u>	<u>New</u>	<u>Additional</u>		<u>Current Week</u>	<u>Previous Week</u>	<u>Year Ago</u>	<u>Two Years Ago</u>
Total - All programs*	2,067	883	1,184	7,636	9,703	8,749	10,593	10,498
UI Claims	2,020	858	1,162	7,087	9,107	7,977	9,800	9,836
Change from:								
Previous Week	1,158	342	816	-28	1,130			
Year Ago	-275	-22	-253	-418	-693			
Two Years Ago	170	43	127	-899	-729			
Interstate-Liable	22	8	14	325	347	348	421	389
Workshare	25	17	8	224	249	424	372	273
Workshare Equivalency	7	4	3	50	57	96	113	56
UI Exhaustions	-	.	-	159	159	180	156	204
TDI Claims (Includes TCI)	1,024	757	267	7,756	8,780	8,730	8,712	8,941
Change from:								
Previous Week	21	-2	23	29	50			
Year Ago	-277	-280	3	345	68			

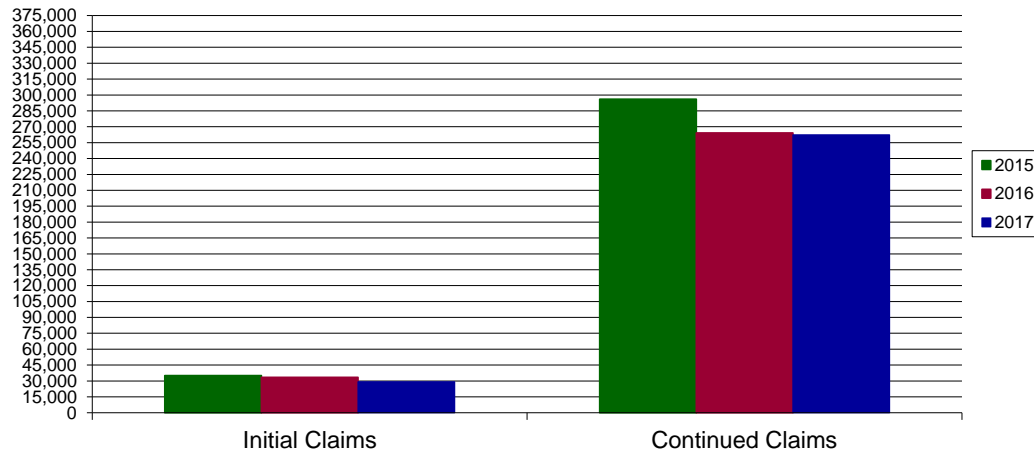
* Includes UI, Workshare & Interstate Liable.

Equal Opportunity Employer / Program / Auxiliary aids and services available upon request to individuals with disabilities / TTY via RI Relay 711.

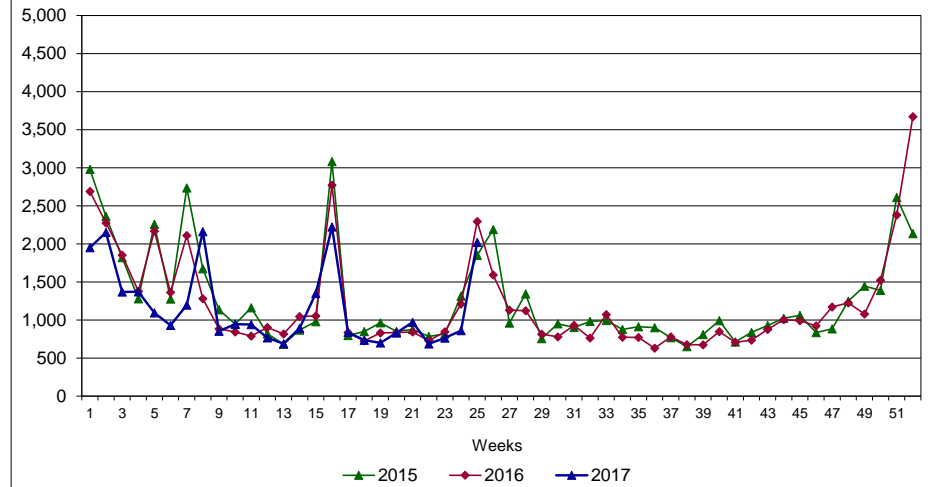
Rhode Island Department of Labor and Training

June 24, 2017

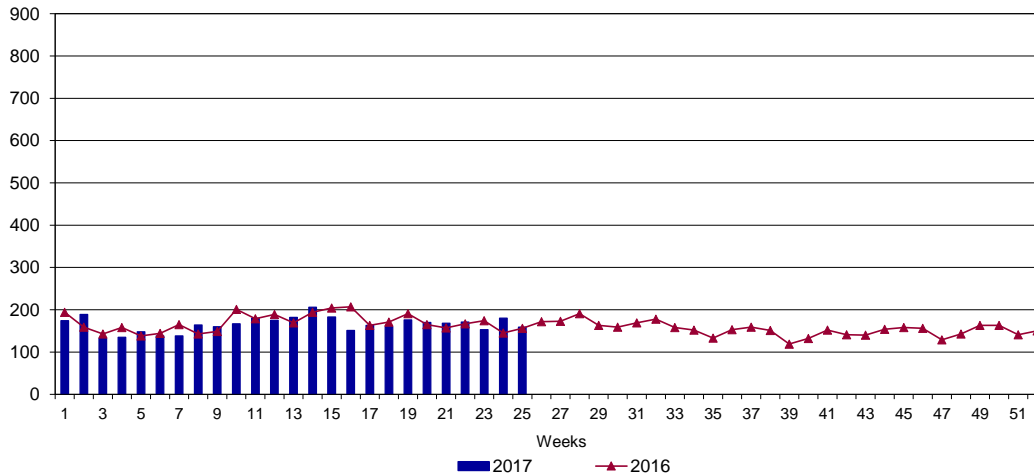
UI Claims Comparison Year to Date



UI Initial Claims 2015 - 2017



UI Exhaustions 2016 - 2017



TDI Claims Comparison Year to Date

