



## Rhode Island Department of Labor and Training

# *Weekly Update of Claims Activity*

*Week Ending: June 10, 2017*

### *Unemployment Insurance*

**Initial Claims** – 764 initial claims were processed during the week ending 6/10/17, an increase of 77 from the previous week, and a decrease of 81 from a year ago. The number of initial claims filed to date is down 11.6 percent from last year and down 17.5 percent from two years ago.

**Continued Claims** – 7,273 continued claims were processed during the week of 6/10/17, a decrease of 75 from the previous week and a decrease of 166 from a year ago. The number of continued claims filed to date is down 0.5 percent from last year and down 11.5 percent from two years ago.

**Workshare** – gives employers an alternative to layoffs by allowing employees to work reduced hours and collect a percentage of regular UI benefits to compensate for lost pay. This week, 10 initial claims and 216 continued claims were processed. An estimated 3 layoffs were prevented this week, as a result of Workshare.

**Exhaustions** – 153 individuals exhausted their regular payments this week, a decrease 18 of from the previous week and a decrease of 21 from a year ago.

### *Temporary Disability Insurance*

**Temporary Disability Insurance** – 992 initial claims and 7,380 continued claims were processed for Temporary Disability Insurance. The average weekly TDI payment is \$491 per week. Rhode Island is currently paying an average of 10.3 weeks per new claim. To date there have been 20,735 TDI initial claims filed.

**Temporary Caregiver Insurance** – Of the 992 TDI initial claims, 205 (20.7%) were TCI Claims. This week 393 TCI payments were issued totaling \$212,864. The average weekly TCI payment was \$542. Of the 20,735 TDI claims filed in 2017, 4,547 or 21.9% were TCI claims.

	Initial Claims			Continued Claims	TOTAL - Initial and Continued Claims			
	Total	New	Additional		Current Week	Previous Week	Year Ago	Two Years Ago
<b>Total - All programs*</b>	799	523	276	7,808	8,607	8,909	9,105	9,473
<b>UI Claims</b>	764	499	265	7,273	8,037	8,035	8,284	8,705
Change from:								
Previous Week	77	82	-5	-75	2			
Year Ago	-81	-81	0	-166	-247			
Two Years Ago	-54	12	-66	-614	-668			
<b>Interstate-Liable</b>	25	17	8	319	344	351	417	387
<b>Workshare</b>	10	7	3	216	226	523	404	381
<b>Workshare Equivalency</b>	3	2	1	50	53	131	122	90
<b>UI Exhaustions</b>	-	.	-	153	153	171	174	194
<b>TDI Claims (Includes TCI)</b>	992	771	221	7,380	8,372	7,240	7,976	7,323
Change from:								
Previous Week	269	213	56	863	1,132			
Year Ago	157	139	18	239	396			

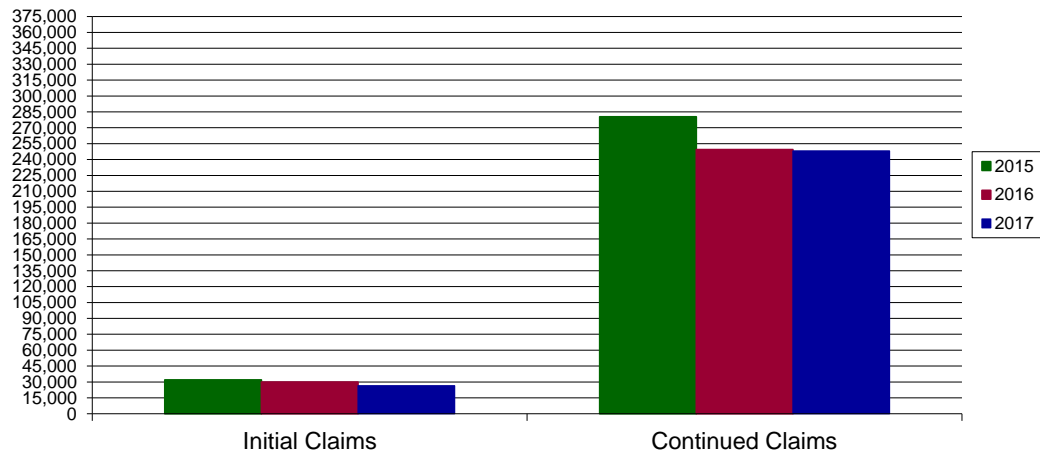
\* Includes UI, Workshare & Interstate Liable.

Equal Opportunity Employer / Program / Auxiliary aids and services available upon request to individuals with disabilities / TTY via RI Relay 711.

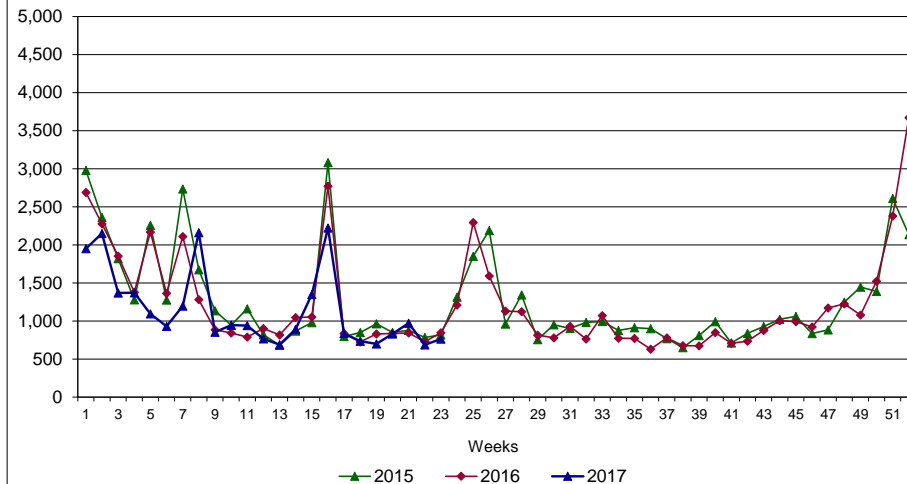
# Rhode Island Department of Labor and Training

## June 10, 2017

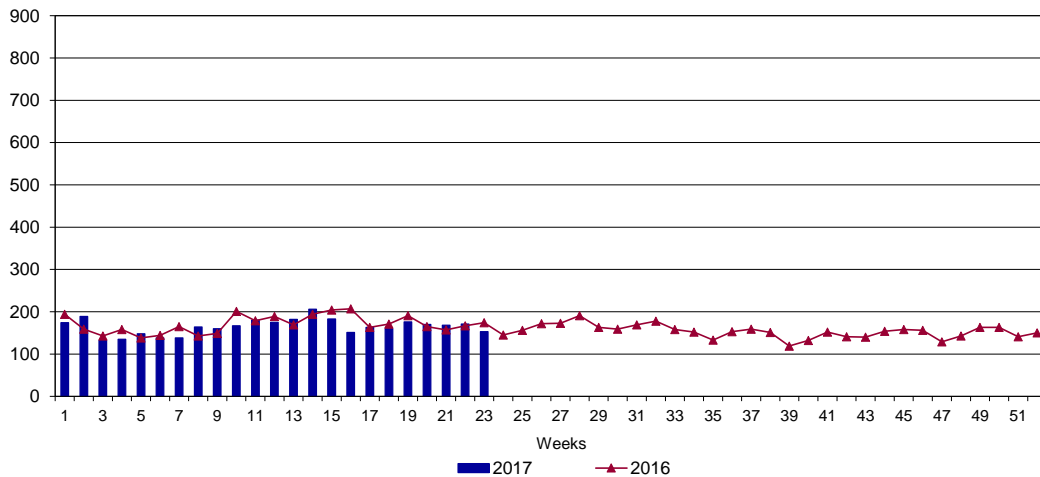
### UI Claims Comparison Year to Date



### UI Initial Claims 2015 - 2017



### UI Exhaustions 2016 - 2017



### TDI Claims Comparison Year to Date

