



Rhode Island Department of Labor and Training

Weekly Update of Claims Activity

Week Ending: June 3, 2017

Unemployment Insurance

Initial Claims – 687 initial claims were processed during the week ending 6/3/17, a decrease of 285 from the previous week, and a decrease of 40 from a year ago. The number of initial claims filed to date is down 11.7 percent from last year and down 17.8 percent from two years ago.

Continued Claims – 7,348 continued claims were processed during the week of 6/3/17, an increase of 67 from the previous week and a decrease of 175 from a year ago. The number of continued claims filed to date is down 0.5 percent from last year and down 11.6 percent from two years ago.

Workshare – gives employers an alternative to layoffs by allowing employees to work reduced hours and collect a percentage of regular UI benefits to compensate for lost pay. This week, 3 initial claims and 520 continued claims were processed. An estimated 2 layoffs were prevented this week, as a result of Workshare.

Exhaustions – 171 individuals exhausted their regular payments this week, an increase 3 of from the previous week and an increase of 4 from a year ago.

Temporary Disability Insurance

Temporary Disability Insurance – 723 initial claims and 6,517 continued claims were processed for Temporary Disability Insurance. The average weekly TDI payment is \$489 per week. Rhode Island is currently paying an average of 10.4 weeks per new claim. To date there have been 19,743 TDI initial claims filed.

Temporary Caregiver Insurance – Of the 723 TDI initial claims, 202 (27.9%) were TCI Claims. This week 470 TCI payments were issued totaling \$256,331. The average weekly TCI payment was \$545. Of the 19,743 TDI claims filed in 2017, 4,342 or 22.0% were TCI claims.

	Initial Claims			Continued Claims	TOTAL - Initial and Continued Claims			
	Total	New	Additional		Current Week	Previous Week	Year Ago	Two Years Ago
Total - All programs*	715	435	280	8,194	8,909	8,880	9,453	9,320
UI Claims	687	417	270	7,348	8,035	8,253	8,250	8,678
Change from:								
Previous Week	-285	-203	-82	67	-218			
Year Ago	-40	-40	0	-175	-215			
Two Years Ago	-96	-51	-45	-547	-643			
Interstate-Liable	25	18	7	326	351	342	423	399
Workshare	3	0	3	520	523	285	780	243
Workshare Equivalency	2	0	2	129	131	65	180	63
UI Exhaustions	-	.	-	171	171	168	167	193
TDI Claims (Includes TCI)	723	558	165	6,517	7,240	8,302	7,337	8,860
Change from:								
Previous Week	-168	-118	-50	-894	-1,062			
Year Ago	39	39	0	-136	-97			

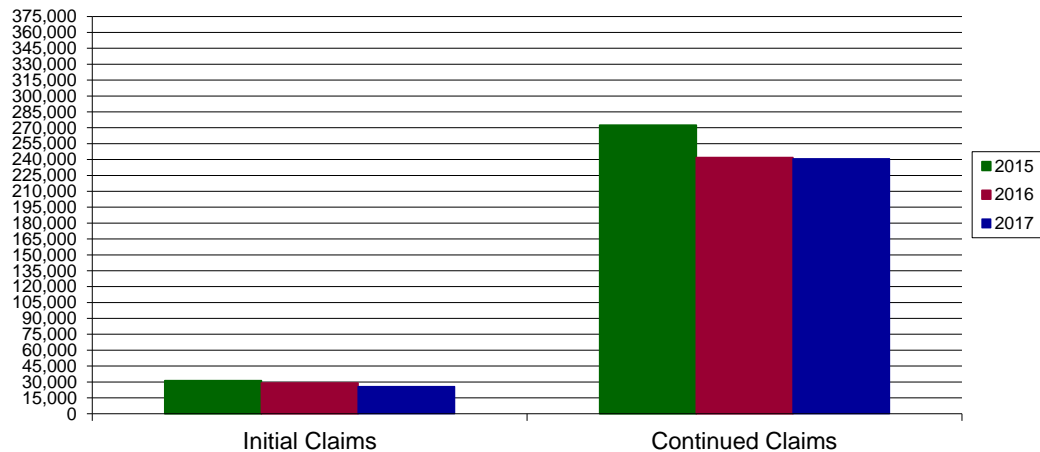
* Includes UI, Workshare & Interstate Liable.

Equal Opportunity Employer / Program / Auxiliary aids and services available upon request to individuals with disabilities / TTY via RI Relay 711.

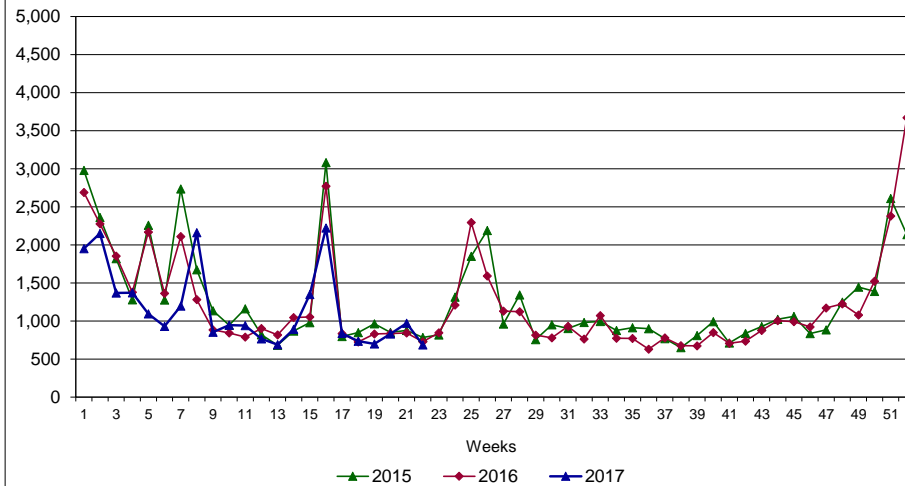
Rhode Island Department of Labor and Training

June 3, 2017

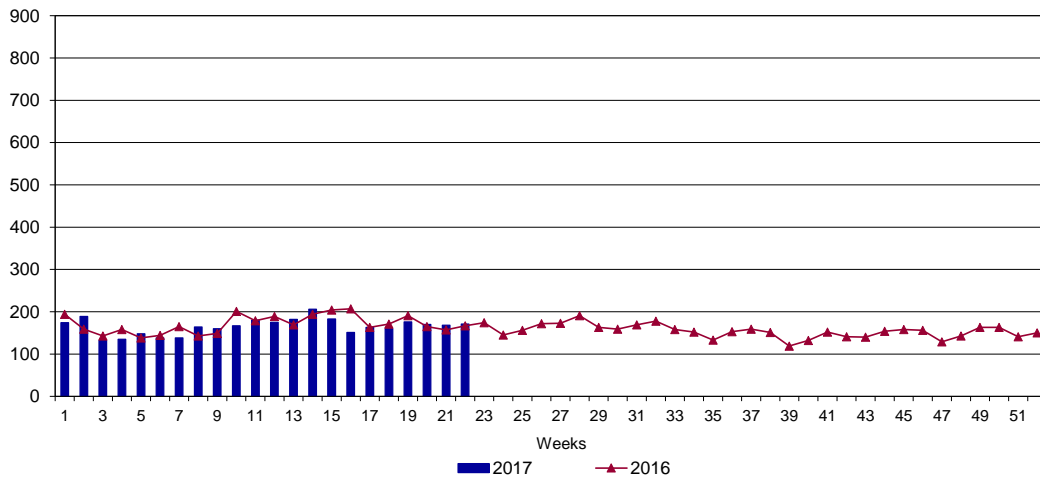
UI Claims Comparison Year to Date



UI Initial Claims 2015 - 2017



UI Exhaustions 2016 - 2017



TDI Claims Comparison Year to Date

