



## Rhode Island Department of Labor and Training

# *Weekly Update of Claims Activity*

*Week Ending: May 14, 2016*

### ***Unemployment Insurance***

**Initial Claims** – 829 initial claims were processed during the week ending 5/14/16, an increase of 104 from the previous week, and a decrease of 134 from a year ago. The number of initial claims filed to date is down 6.1 percent from last year and down 16.5 percent from two years ago.

**Continued Claims** – 8,229 continued claims were processed during the week of 5/14/16, a decrease of 255 from the previous week and a decrease of 122 from a year ago. The number of continued claims filed to date is down 12.0 percent from last year and down 23.3 percent from two years ago.

**Workshare** – gives employers an alternative to layoffs by allowing employees to work reduced hours and collect a percentage of regular UI benefits to compensate for lost pay. This week, 48 initial claims and 444 continued claims were processed. An estimated 7 layoffs were prevented this week, as a result of Workshare.

**Exhaustions** – 191 individuals exhausted their regular payments this week, an increase of 20 from the previous week and a decrease of 41 from a year ago.

### ***Temporary Disability Insurance***

**Temporary Disability Insurance** – 1,055 initial claims and 6,749 continued claims were processed for Temporary Disability Insurance. The average weekly TDI payment is \$478 per week. Rhode Island is currently paying an average of 10.3 weeks per new claim. To date there have been 18,393 TDI initial claims filed.

**Temporary Caregiver Insurance** – Of the 1,055 TDI initial claims, 153 (14.5%) were TCI Claims. This week 378 TCI payments were issued totaling \$193,729. The average weekly TCI payment was \$513. Of the 18,393 TDI claims filed in 2016, 3,365 or 18.3% were TCI claims.

|                                  | Initial Claims |     |            | Continued Claims | TOTAL - Initial and Continued Claims |               |          |               |
|----------------------------------|----------------|-----|------------|------------------|--------------------------------------|---------------|----------|---------------|
|                                  | Total          | New | Additional |                  | Current Week                         | Previous Week | Year Ago | Two Years Ago |
| <b>Total - All programs*</b>     | 902            | 578 | 324        | 9,124            | 10,026                               | 10,288        | 10,182   | 11,565        |
| <b>UI Claims</b>                 | 829            | 515 | 314        | 8,229            | 9,058                                | 9,209         | 9,314    | 10,824        |
| Change from:                     |                |     |            |                  |                                      |               |          |               |
| Previous Week                    | 104            | 50  | 54         | -255             | -151                                 |               |          |               |
| Year Ago                         | -134           | 1   | -135       | -122             | -256                                 |               |          |               |
| Two Years Ago                    | -153           | -80 | -73        | -1,613           | -1,766                               |               |          |               |
| <b>Interstate-Liable</b>         | 25             | 16  | 9          | 451              | 476                                  | 499           | 419      | 492           |
| <b>Workshare</b>                 | 48             | 47  | 1          | 444              | 492                                  | 580           | 449      | 249           |
| <b>Workshare Equivalency</b>     | 7              | 7   | 0          | 142              | 149                                  | 149           | 91       | 68            |
| <b>UI Exhaustions</b>            | -              | -   | -          | 191              | 191                                  | 171           | 232      | 325           |
| <b>TDI Claims (Includes TCI)</b> | 1,055          | 811 | 244        | 6,749            | 7,804                                | 8,007         | 7,671    | 7,798         |
| Change from:                     |                |     |            |                  |                                      |               |          |               |
| Previous Week                    | 332            | 262 | 70         | -535             | -203                                 |               |          |               |
| Year Ago                         | 334            | 251 | 83         | -201             | 133                                  |               |          |               |

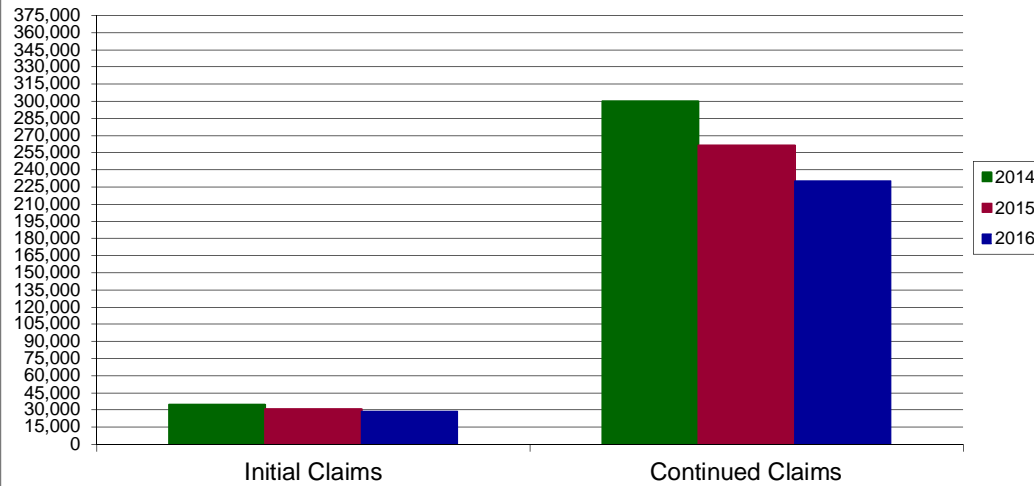
\* Includes UI, Workshare & Interstate Liable.

Equal Opportunity Employer / Program / Auxiliary aids and services available upon request to individuals with disabilities / TTY via RI Relay 711.

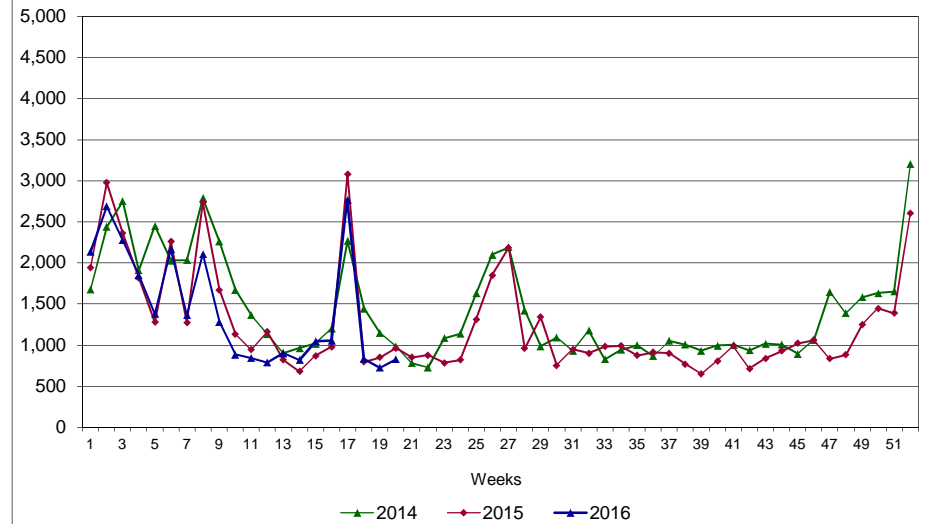
# Rhode Island Department of Labor and Training

## May 14, 2016

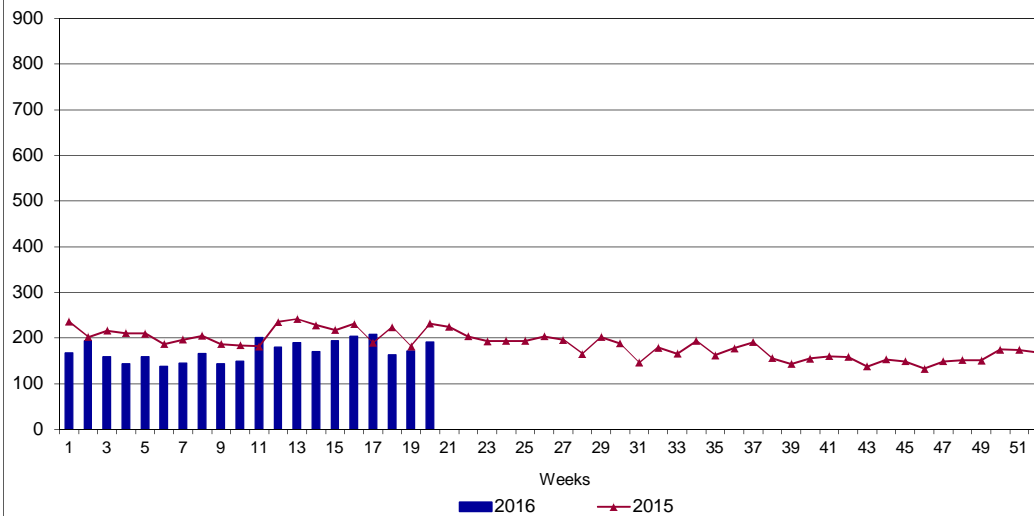
### UI Claims Comparison Year to Date



### UI Initial Claims 2014 - 2016



### UI Exhaustions 2015 - 2016



### TDI Claims Comparison Year to Date

