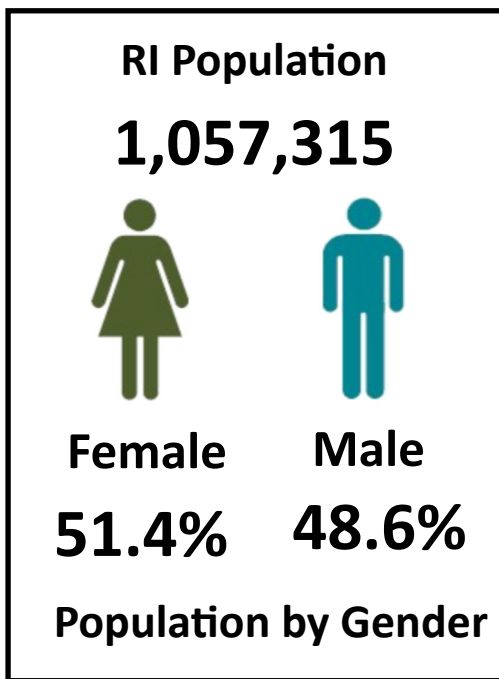
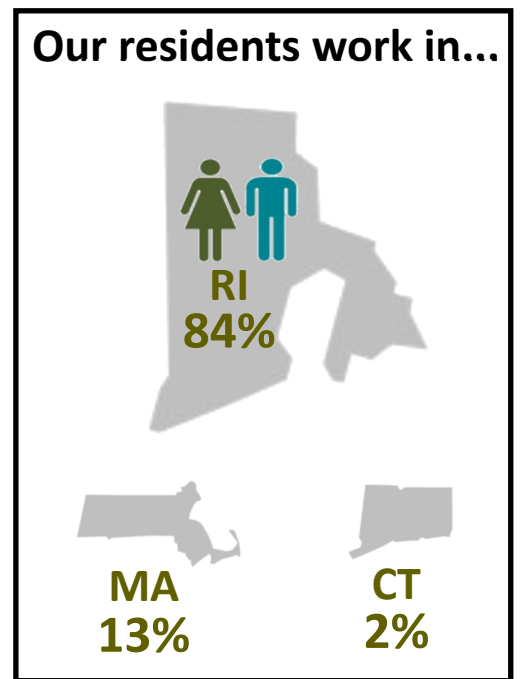
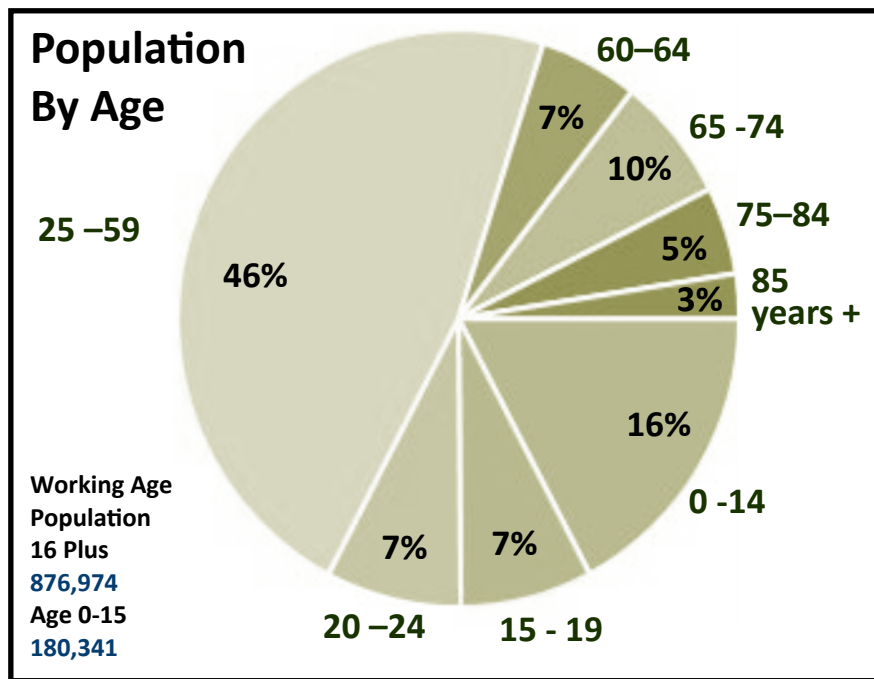


RI LABOR MARKET INFORMATION



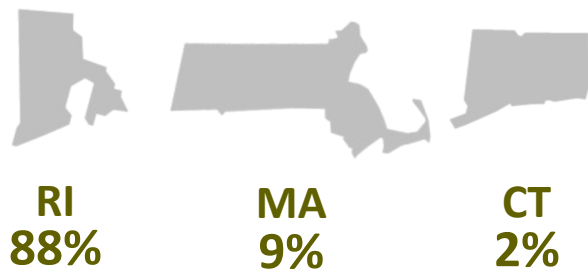
Source: US Census Bureau, 2018 Population Estimates



Source: 2011-2015 American Community Survey

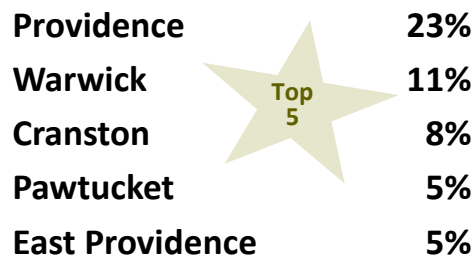
Workers in Rhode Island

Our workers live in...



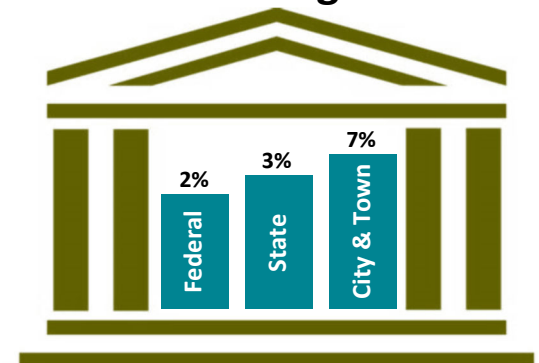
Source: 2011-2015 American Community Survey

Our workers work in...



Source: 2018 Annual QCEW

Our workers in government...

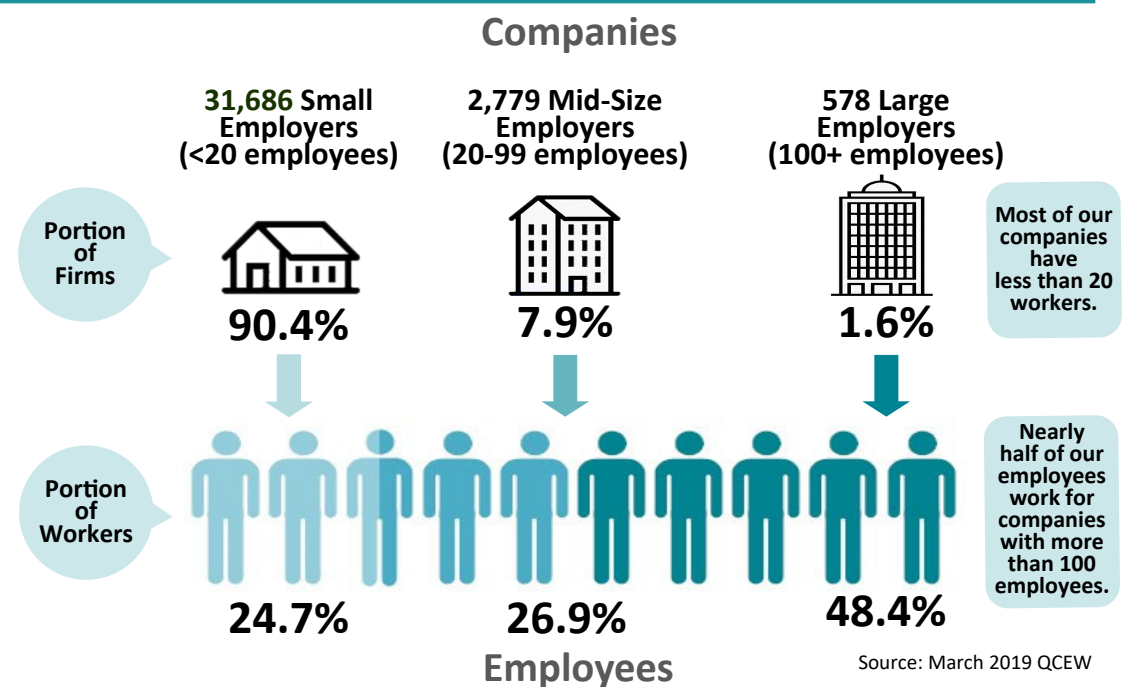


Source: 2018 Annual QCEW

Where do they work?

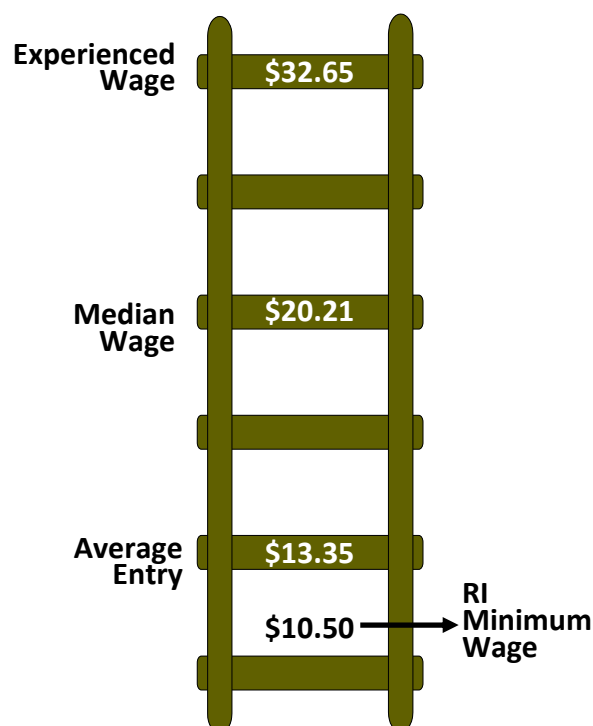
Private Sector	Workers	Average Earnings
Health Care & Social Assistance	80,040	\$47,597
Accommodation & Food Services	49,644	\$21,256
Retail Trade	48,659	\$32,145
Manufacturing	40,333	\$58,474
Administrative & Waste Services	29,591	\$37,641
Finance & Insurance	25,929	\$97,968
Professional & Technical Services	25,521	\$77,969
Educational Services	20,145	\$54,044
Construction	19,223	\$61,584

Source: 2018 Annual QCEW



Source: March 2019 QCEW

What do they earn?



Source: May 2018 OES
Source: RI DLT 1/2019

Occupational Group	Upper Entry Wage	Median Wage	Experienced Wage
All Occupations	\$13.35	\$20.21	\$32.65
Management	\$43.46	\$58.96	\$78.38
Business & Financial Operations	\$26.98	\$34.92	\$45.26
Computer & Mathematical	\$30.17	\$40.85	\$52.30
Architecture & Engineering	\$31.63	\$41.56	\$56.46
Life, Physical, & Social Science	\$25.78	\$36.55	\$47.00
Community & Social Service	\$16.96	\$23.30	\$33.17
Legal	\$23.31	\$36.50	\$52.05
Education, Training, & Library	\$17.91	\$29.15	\$40.34
Arts, Design, Entertainment, Sports, & Media	\$17.88	\$25.85	\$35.40
Healthcare Practitioners & Technical	\$28.16	\$36.58	\$47.74
Healthcare Support	\$13.49	\$15.61	\$18.92
Protective Service	\$14.48	\$22.30	\$32.17
Food Preparation & Serving Related	\$10.82	\$11.98	\$14.70
Building & Grounds Cleaning & Maintenance	\$11.86	\$14.39	\$18.57
Personal Care & Service	\$11.21	\$12.73	\$15.15
Sales & Related	\$11.37	\$14.50	\$25.56
Office & Administrative Support	\$14.57	\$18.89	\$24.20
Construction & Extraction	\$18.35	\$24.63	\$31.95
Installation, Maintenance, & Repair	\$17.18	\$22.74	\$29.63
Production	\$12.58	\$17.49	\$24.47
Transportation & Material Moving	\$11.70	\$15.28	\$21.45